

**Tillbridge Solar Project  
EN010142**


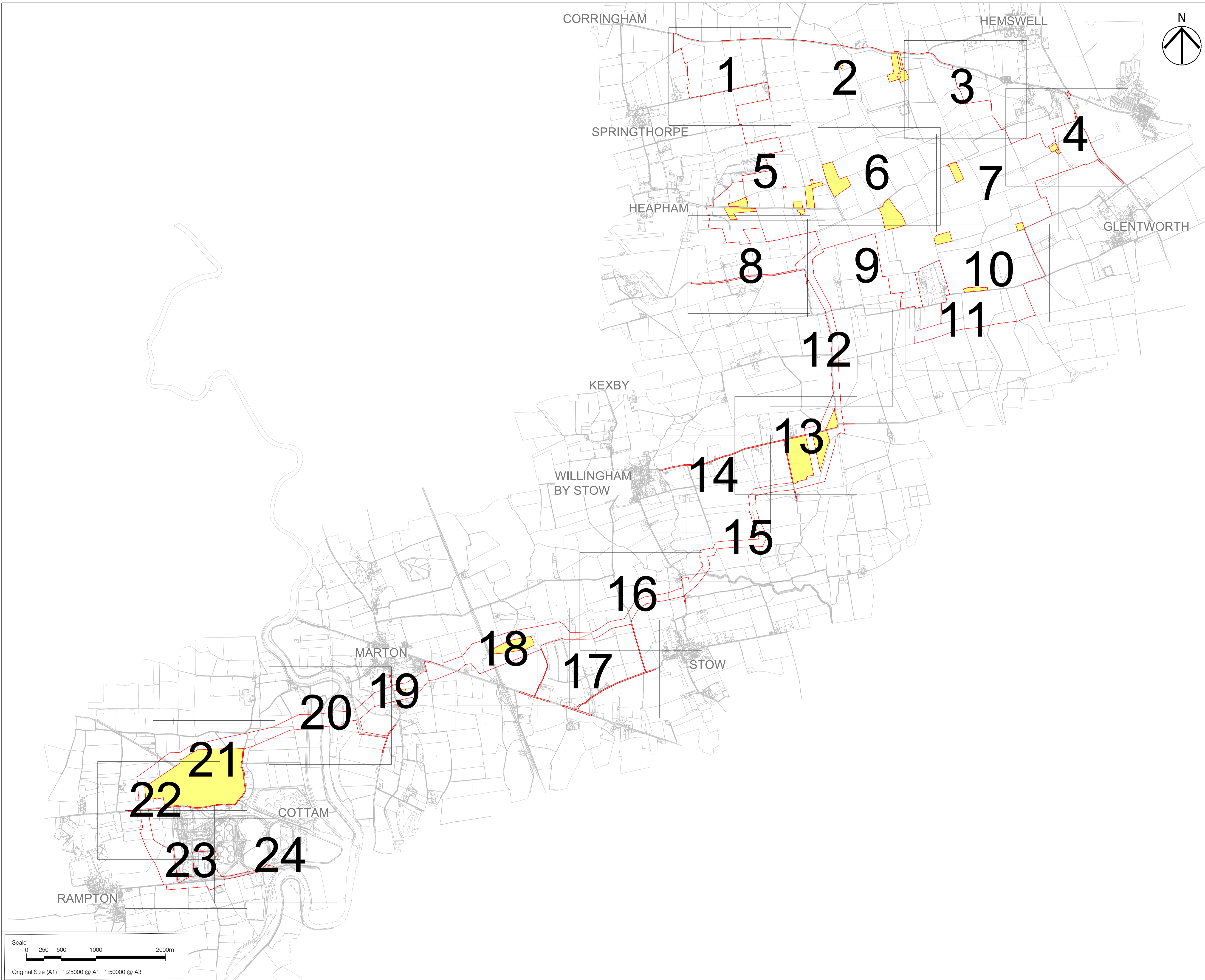
**Volume 2  
Works Plan**

**Document Reference: EN010142/APP/2.3**

**Regulation 5(2)(j)  
Infrastructure Planning (Applications: Prescribed Forms and  
Procedure) Regulations 2009**

**October 2024  
Revision Number: 02**





**Project**  
TILLBRIDGE SOLAR PROJECT

**Client**  
TILLBRIDGE SOLAR LIMITED

**Consultant**  
AECOM Limited  
The Colmore Building  
20 Colmore Circus  
Birmingham, B4 6AT  
United Kingdom  
Tel +44 (0)7917 983139  
www.aecom.com

- Notes**
1. ALL DIMENSIONS IN METERS UNLESS STATED OTHERWISE.
  2. DO NOT SCALE FROM THIS DRAWING USE ONLY PRINTED DIMENSIONS.
  3. THESE WORKS PLANS SHOW THE LIMITS OF DEVIATION FOR THE NUMBERED WORKS COMPRISED IN THE AUTHORISED DEVELOPMENT, WHICH ARE DESCRIBED IN SCHEDULE 1 (AUTHORISED DEVELOPMENT) TO THE DRAFT DEVELOPMENT CONSENT ORDER. THE WORKS PLANS SHOULD BE READ IN CONJUNCTION WITH THE DRAFT DEVELOPMENT CONSENT ORDER AND OTHER PLANS AND DOCUMENTS TO BE CERTIFIED BY IT, IN PARTICULAR THE OUTLINE DESIGN PRINCIPLES AND THE FRAMEWORK LANDSCAPE AND ECOLOGICAL MANAGEMENT PLAN.

**KEY**

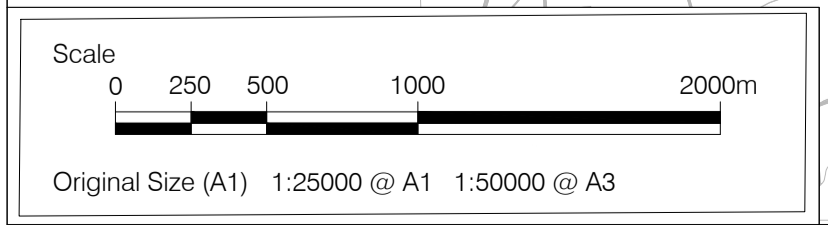
	ORDER LIMITS
	LAND NOT INCLUDED IN ORDER LIMITS
	SHEET INDEX

**ISSUE/REVISION**

I/R	DATE	DESCRIPTION
02	07/10/2024	DCO APPLICATION
01	30/07/2024	DCO APPLICATION
00	10/04/2024	DCO APPLICATION


<b>Purpose Of Issue</b>	
DCO APPLICATION	
<b>Project Number</b>	
60682158	
<b>Sheet Title</b>	
Works Plan Sheet Extents	
<b>Reference Number</b>	
EN010142/APP/2.3	
<b>Legislation Reference</b>	
APFP 2009 Regulation 5(2)(j)	
<b>Drawing Number</b>	
60682158-ACM-XX-00-DR-CE-2300	

**Scale:** As shown @ A1 **Rev:** 02



This drawing has been prepared for the use of AECOM's client. It may not be used, modified, reproduced or relied upon by third parties, except as agreed by AECOM or as required by law. AECOM accepts no responsibility, and denies any liability, whatsoever, to any party that uses or relies on this drawing without AECOM's express written consent. Do not scale this document. All measurements must be obtained from the stated dimensions.





**Project**  
**TILLBRIDGE SOLAR PROJECT**

**Client**  
**TILLBRIDGE SOLAR LIMITED**

**Consultant**  
**AECOM Limited**  
The Colmore Building  
20 Colmore Circus  
Birmingham, B4 6AT  
United Kingdom  
Tel +44 (0)7917 983139  
www.aecom.com

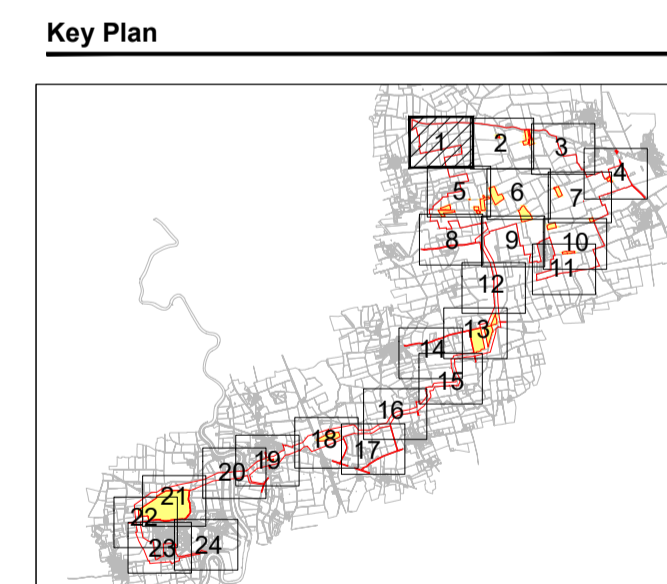
- Notes**
1. ALL DIMENSIONS IN METERS UNLESS STATED OTHERWISE.
  2. DO NOT SCALE FROM THIS DRAWING USE ONLY PRINTED DIMENSIONS.
  3. THESE WORKS PLANS SHOW THE LIMITS OF DEVIATION FOR THE NUMBERED WORKS COMPRISED IN THE AUTHORISED DEVELOPMENT, WHICH ARE DESCRIBED IN SCHEDULE 1 (AUTHORISED DEVELOPMENT) TO THE DRAFT DEVELOPMENT CONSENT ORDER. THE WORKS PLANS SHOULD BE READ IN CONJUNCTION WITH THE DRAFT DEVELOPMENT CONSENT ORDER AND OTHER PLANS AND DOCUMENTS TO BE CERTIFIED BY IT, IN PARTICULAR THE OUTLINE DESIGN PRINCIPLES AND THE FRAMEWORK LANDSCAPE AND ECOLOGICAL MANAGEMENT PLAN.

**KEY**

	ORDER LIMITS
	WORK NO. 1, 2
	WORK NO. 3
	WORK NO. 4A
	WORK NO. 6
	WORK NO. 7
	WORK NO. 9
	WORK NO. 10A
	WORK NO. 11

**ISSUE/REVISION**

I/R	DATE	DESCRIPTION
02	07/10/2024	DCO APPLICATION
01	30/07/2024	DCO APPLICATION
00	10/04/2024	DCO APPLICATION



**Purpose Of Issue**  
DCO APPLICATION

**Project Number**  
60682158

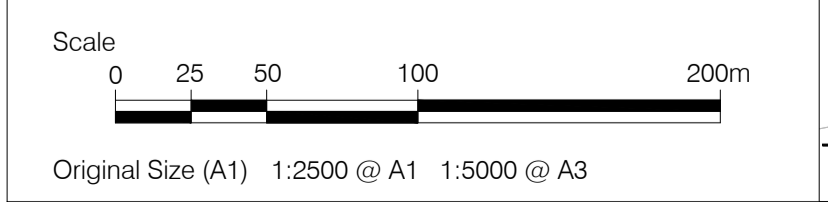
**Sheet Title**  
Work Plans - Sheet 01 of 24

**Reference Number**  
EN010142/APP/2.3

**Legislation Reference**  
APFP 2009 Regulation 5(2)(j)

**Drawing Number**  
60682158-ACM-XX-00-DR-CE-2301

**Scale:** As shown @ A1 **Rev:** 02



FOR CONTINUATION SEE SHEET 5

FOR CONTINUATION SEE SHEET 1

FOR CONTINUATION SEE SHEET 2

This drawing has been prepared for the use of AECOM's client. It may not be used, modified, reproduced or relied upon by third parties, except as agreed by AECOM or as required by law. AECOM accepts no responsibility, and denies any liability, whatsoever, to any party that uses or relies on this drawing without AECOM's express written consent. Do not scale this document. All measurements must be obtained from the stated dimensions.





**Project**  
**TILLBRIDGE SOLAR PROJECT**

**Client**  
**TILLBRIDGE SOLAR LIMITED**

**Consultant**  
**AECOM Limited**  
 The Colmore Building  
 20 Colmore Circus  
 Birmingham, B4 6AT  
 United Kingdom  
 Tel +44 (0)7917 983139  
 www.aecom.com

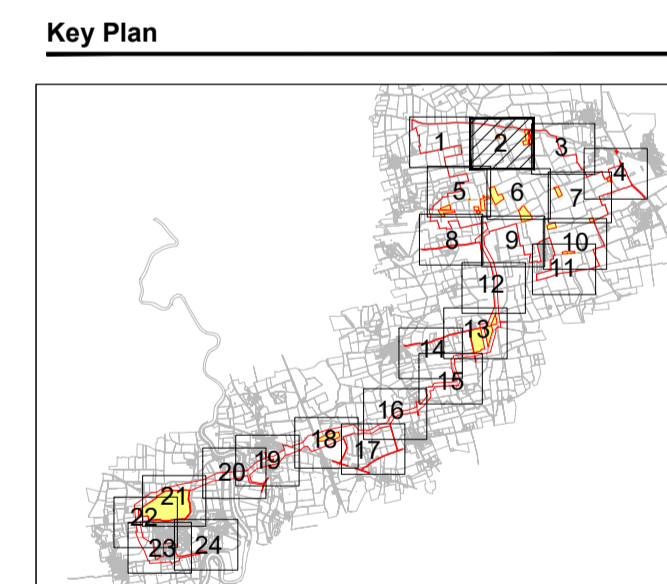
- Notes**
1. ALL DIMENSIONS IN METERS UNLESS STATED OTHERWISE.
  2. DO NOT SCALE FROM THIS DRAWING USE ONLY PRINTED DIMENSIONS.
  3. THESE WORKS PLANS SHOW THE LIMITS OF DEVELOPMENT FOR THE NUMBERED WORKS COMPRISED IN THE AUTHORISED DEVELOPMENT, WHICH ARE DESCRIBED IN SCHEDULE 1 (AUTHORISED DEVELOPMENT) TO THE DRAFT DEVELOPMENT CONSENT ORDER. THE WORKS PLANS SHOULD BE READ IN CONJUNCTION WITH THE DRAFT DEVELOPMENT CONSENT ORDER AND OTHER PLANS AND DOCUMENTS TO BE CERTIFIED BY IT, IN PARTICULAR THE OUTLINE DESIGN PRINCIPLES AND THE FRAMEWORK LANDSCAPE AND ECOLOGICAL MANAGEMENT PLAN.

**KEY**

	ORDER LIMITS		WORK NO. 11
	LAND NOT INCLUDED IN ORDER LIMITS		WORK NO. 1, 2 & 6
	WORK NO. 4A		WORK NO. 9
	WORK NO. 6		WORK NO. 8
	WORK NO. 7		WORK NO. 9
	WORK NO. 8		WORK NO. 10A
	WORK NO. 9		
	WORK NO. 10A		

**ISSUE/REVISION**

I/R	DATE	DESCRIPTION
02	07/10/2024	DCO APPLICATION
01	30/07/2024	DCO APPLICATION
00	10/04/2024	DCO APPLICATION



**Purpose Of Issue**  
 DCO APPLICATION

**Project Number**  
 60682158

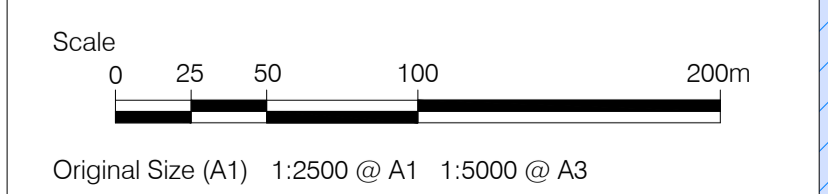
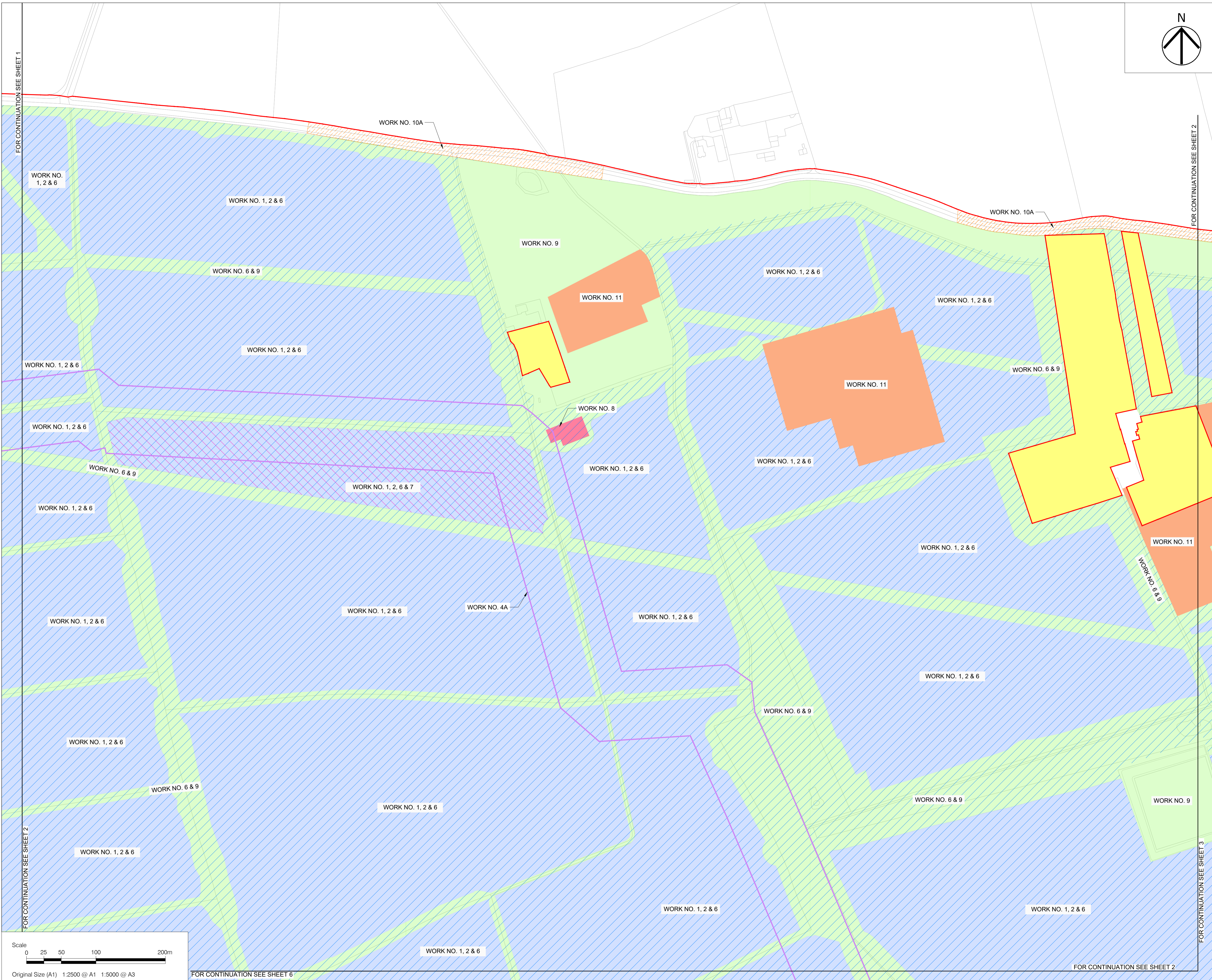
**Sheet Title**  
 Work Plans - Sheet 02 of 24

**Reference Number**  
 EN010142/APP/2.3

**Legislation Reference**  
 APFP 2009 Regulation 5(2)(j)


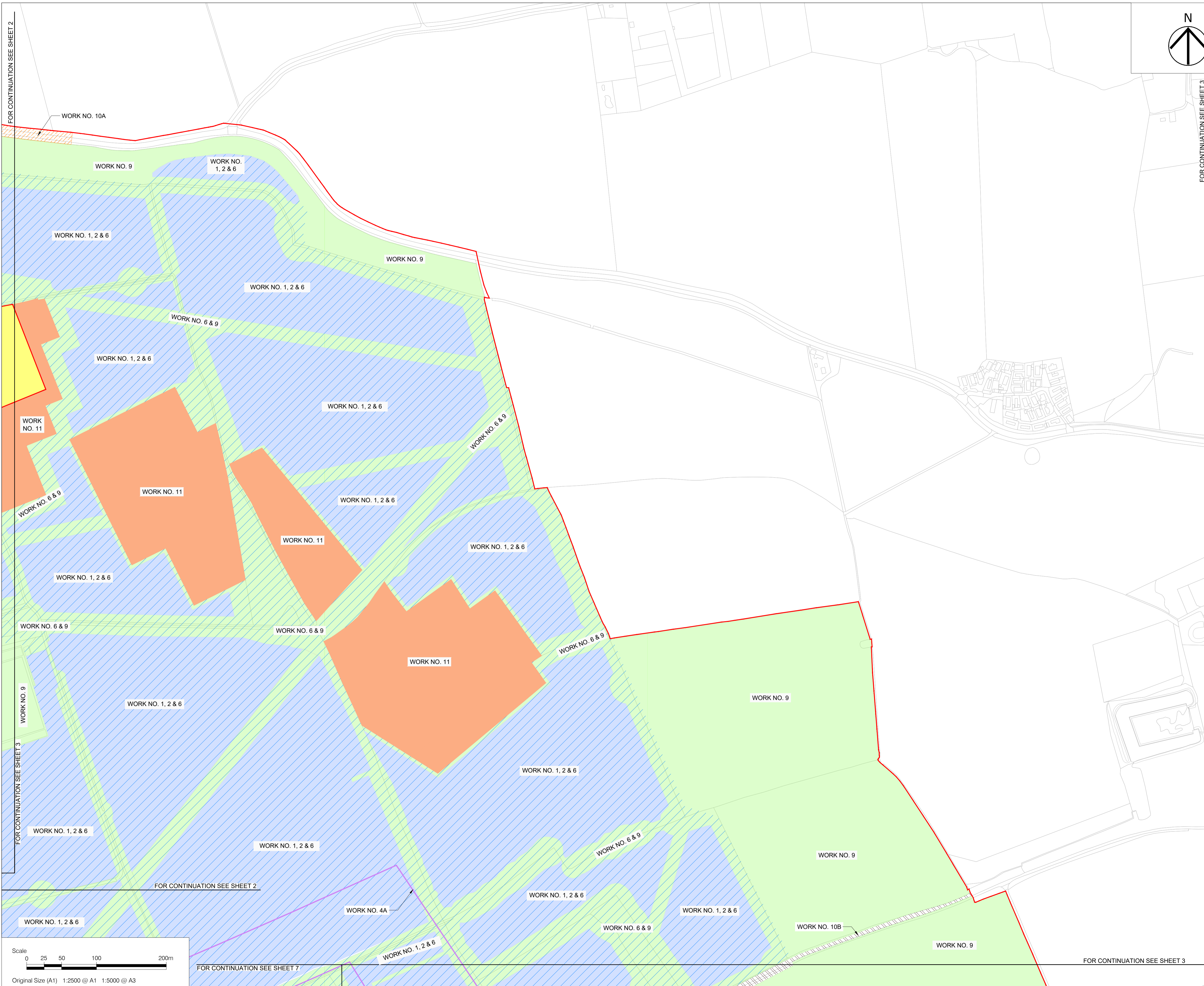
**Drawing Number**  
 60682158-ACM-XX-00-DR-CE-2302

**Scale:** As shown @ A1 **Rev:** 02



This drawing has been prepared for the use of AECOM's client. It may not be used, modified, reproduced or relied upon by third parties, except as agreed by AECOM or as required by law. AECOM accepts no responsibility, and denies any liability whatsoever, to any party that uses or relies on this drawing without AECOM's express written consent. All measurements must be obtained from the stated dimensions.





**Project**  
**TILLBRIDGE SOLAR PROJECT**

**Client**  
**TILLBRIDGE SOLAR LIMITED**

**Consultant**  
**AECOM Limited**  
 The Colmore Building  
 20 Colmore Circus  
 Birmingham, B4 6AT  
 United Kingdom  
 Tel +44 (0)7917 983139  
 www.aecom.com

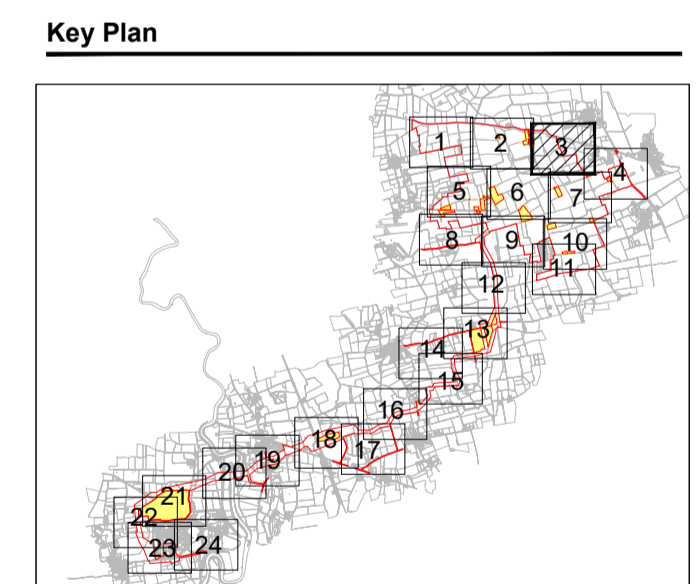
- Notes**
1. ALL DIMENSIONS IN METERS UNLESS STATED OTHERWISE.
  2. DO NOT SCALE FROM THIS DRAWING USE ONLY PRINTED DIMENSIONS.
  3. THESE WORKS PLANS SHOW THE LIMITS OF DEVIATION FOR THE NUMBERED WORKS COMPRISED IN THE AUTHORISED DEVELOPMENT, WHICH ARE DESCRIBED IN SCHEDULE 1 (AUTHORISED DEVELOPMENT) TO THE DRAFT DEVELOPMENT CONSENT ORDER. THE WORKS PLANS SHOULD BE READ IN CONJUNCTION WITH THE DRAFT DEVELOPMENT CONSENT ORDER AND OTHER PLANS AND DOCUMENTS TO BE CERTIFIED BY IT, IN PARTICULAR THE OUTLINE DESIGN PRINCIPLES AND THE FRAMEWORK LANDSCAPE AND ECOLOGICAL MANAGEMENT PLAN.

**KEY**

[Red outline]	ORDER LIMITS	[Orange]	WORK NO. 11
[Yellow]	LAND NOT INCLUDED IN ORDER LIMITS	[Blue]	WORK NO. 1, 2 & 6
[Light blue]	WORK NO. 1, 2 & 6	[Light green]	WORK NO. 9
[Light purple]	WORK NO. 1(a)	[Diagonal lines]	WORK NO. 10A
[Light purple]	WORK NO. 4A	[Diagonal lines]	WORK NO. 10B
[Light blue]	WORK NO. 6		
[Light green]	WORK NO. 9		
[Orange]	WORK NO. 10A		
[Diagonal lines]	WORK NO. 10B		

**ISSUE/REVISION**

I/R	DATE	DESCRIPTION
02	07/10/2024	DCO APPLICATION
01	30/07/2024	DCO APPLICATION
00	10/04/2024	DCO APPLICATION



**Purpose Of Issue**  
 DCO APPLICATION

**Project Number**  
 60682158

**Sheet Title**  
 Work Plans - Sheet 03 of 24

**Reference Number**  
 EN010142/APP/2.3


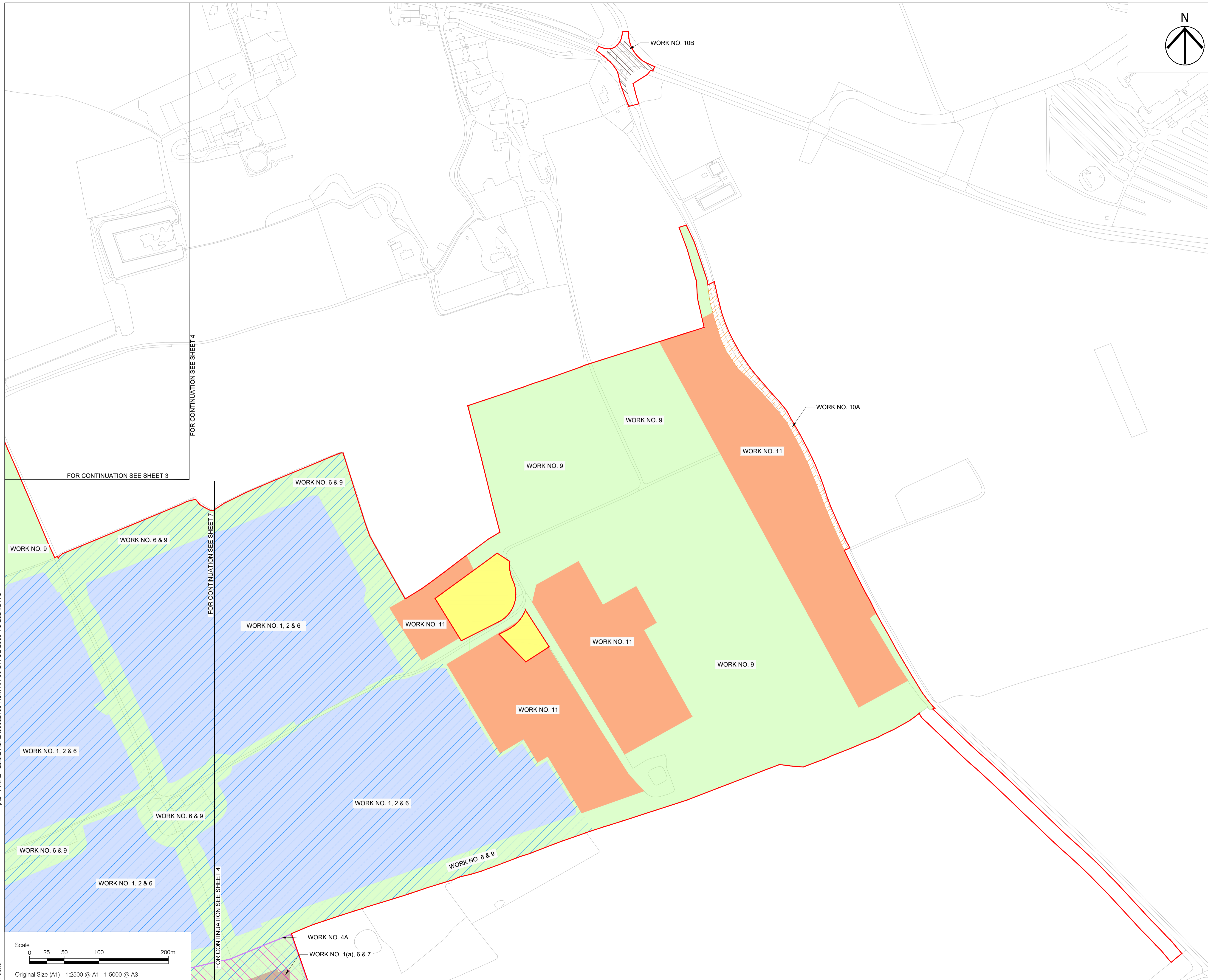
**Legislation Reference**  
 APFP 2009 Regulation 5(2)(j)

**Drawing Number**  
 60682158-ACM-XX-00-DR-CE-2303

**Scale:** As shown @ A1 **Rev:** 02

This drawing has been prepared for the use of AECOM's client. It may not be used, modified, reproduced or relied upon by third parties, except as agreed by AECOM or as required by law. AECOM accepts no responsibility, and denies any liability, whatsoever, to any party that uses or relies on this drawing without AECOM's express written consent. Do not scale this document. All measurements must be obtained from the stated dimensions.





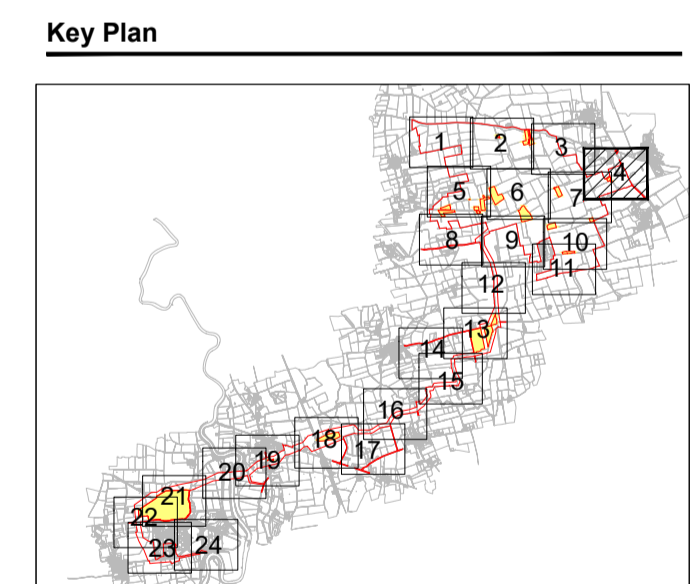
- Notes**
1. ALL DIMENSIONS IN METERS UNLESS STATED OTHERWISE.
  2. DO NOT SCALE FROM THIS DRAWING USE ONLY PRINTED DIMENSIONS.
  3. THESE WORKS PLANS SHOW THE LIMITS OF DEVIATION FOR THE NUMBERED WORKS COMPRISED IN THE AUTHORISED DEVELOPMENT, WHICH ARE DESCRIBED IN SCHEDULE 1 (AUTHORISED DEVELOPMENT) TO THE DRAFT DEVELOPMENT CONSENT ORDER. THE WORKS PLANS SHOULD BE READ IN CONJUNCTION WITH THE DRAFT DEVELOPMENT CONSENT ORDER AND OTHER PLANS AND DOCUMENTS TO BE CERTIFIED BY IT, IN PARTICULAR THE OUTLINE DESIGN PRINCIPLES AND THE FRAMEWORK LANDSCAPE AND ECOLOGICAL MANAGEMENT PLAN.

**KEY**

	ORDER LIMITS		WORK NO. 11
	WORK NO. 1, 2		
	WORK NO. 1(a)		
	WORK NO. 4A		
	WORK NO. 6		
	WORK NO. 7		
	WORK NO. 9		
	WORK NO. 10A		
	WORK NO. 10B		

**ISSUE/REVISION**

I/R	DATE	DESCRIPTION
02	07/10/2024	DCO APPLICATION
01	30/07/2024	DCO APPLICATION
00	10/04/2024	DCO APPLICATION



**Purpose Of Issue**  
 DCO APPLICATION

**Project Number**  
 60682158

**Sheet Title**  
 Work Plans - Sheet 04 of 24

**Reference Number**  
 EN010142/APP/2.3


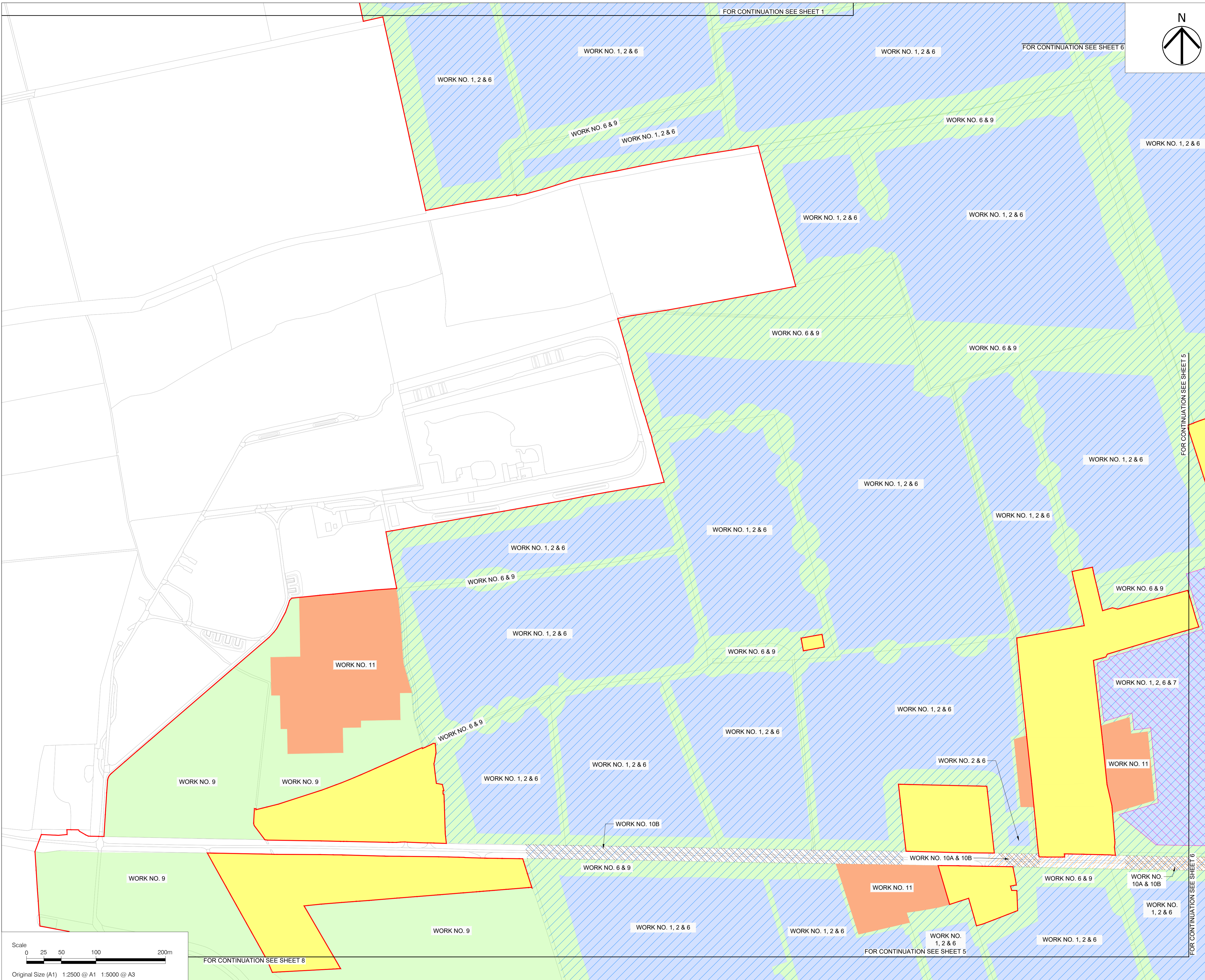
**Legislation Reference**  
 APFP 2009 Regulation 5(2)(j)

**Drawing Number**  
 60682158-ACM-XX-00-DR-CE-2304

**Scale:** As shown @ A1 **Rev:** 02

This drawing has been prepared for the use of AECOM's client. It may not be used, modified, reproduced or relied upon by third parties, except as agreed by AECOM or as required by law. AECOM accepts no responsibility, and denies any liability, whatsoever, to any party that uses or relies on this drawing without AECOM's express written consent. Do not scale this document. All measurements must be obtained from the stated dimensions.





**Project**  
**TILLBRIDGE SOLAR PROJECT**

**Client**  
**TILLBRIDGE SOLAR LIMITED**

**Consultant**  
**AECOM Limited**  
 The Colmore Building  
 20 Colmore Circus  
 Birmingham, B4 6AT  
 United Kingdom  
 Tel +44 (0)7917 983139  
 www.aecom.com

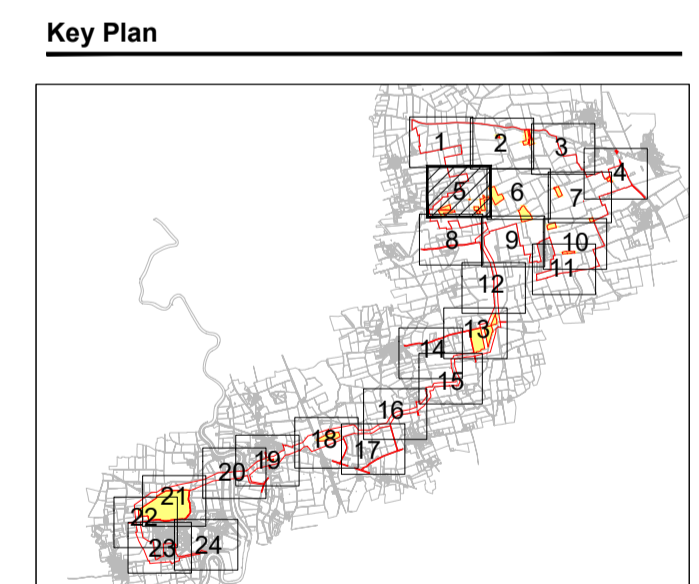
- Notes**
1. ALL DIMENSIONS IN METERS UNLESS STATED OTHERWISE.
  2. DO NOT SCALE FROM THIS DRAWING USE ONLY PRINTED DIMENSIONS.
  3. THESE WORKS PLANS SHOW THE LIMITS OF DEVIATION FOR THE NUMBERED WORKS COMPRISED IN THE AUTHORISED DEVELOPMENT, WHICH ARE DESCRIBED IN SCHEDULE 1 (AUTHORISED DEVELOPMENT) TO THE DRAFT DEVELOPMENT CONSENT ORDER. THE WORKS PLANS SHOULD BE READ IN CONJUNCTION WITH THE DRAFT DEVELOPMENT CONSENT ORDER AND OTHER PLANS AND DOCUMENTS TO BE CERTIFIED BY IT, IN PARTICULAR THE OUTLINE DESIGN PRINCIPLES AND THE FRAMEWORK LANDSCAPE AND ECOLOGICAL MANAGEMENT PLAN.

**KEY**

	ORDER LIMITS
	LAND NOT INCLUDED IN ORDER LIMITS
	WORK NO. 1, 2
	WORK NO. 6
	WORK NO. 7
	WORK NO. 9
	WORK NO. 10A
	WORK NO. 10B
	WORK NO. 11

**ISSUE/REVISION**

I/R	DATE	DESCRIPTION
02	07/10/2024	DCO APPLICATION
01	30/07/2024	DCO APPLICATION
00	10/04/2024	DCO APPLICATION



**Purpose Of Issue**  
**DCO APPLICATION**

**Project Number**  
 60682158

**Sheet Title**  
 Work Plans - Sheet 05 of 24

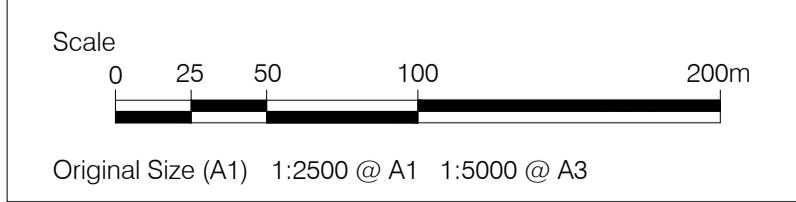
**Reference Number**  
 EN010142/APP/2.3

**Legislation Reference**  
 APFP 2009 Regulation 5(2)(j)

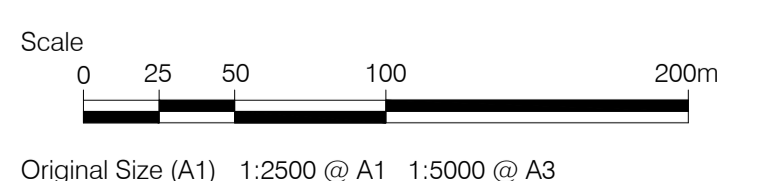

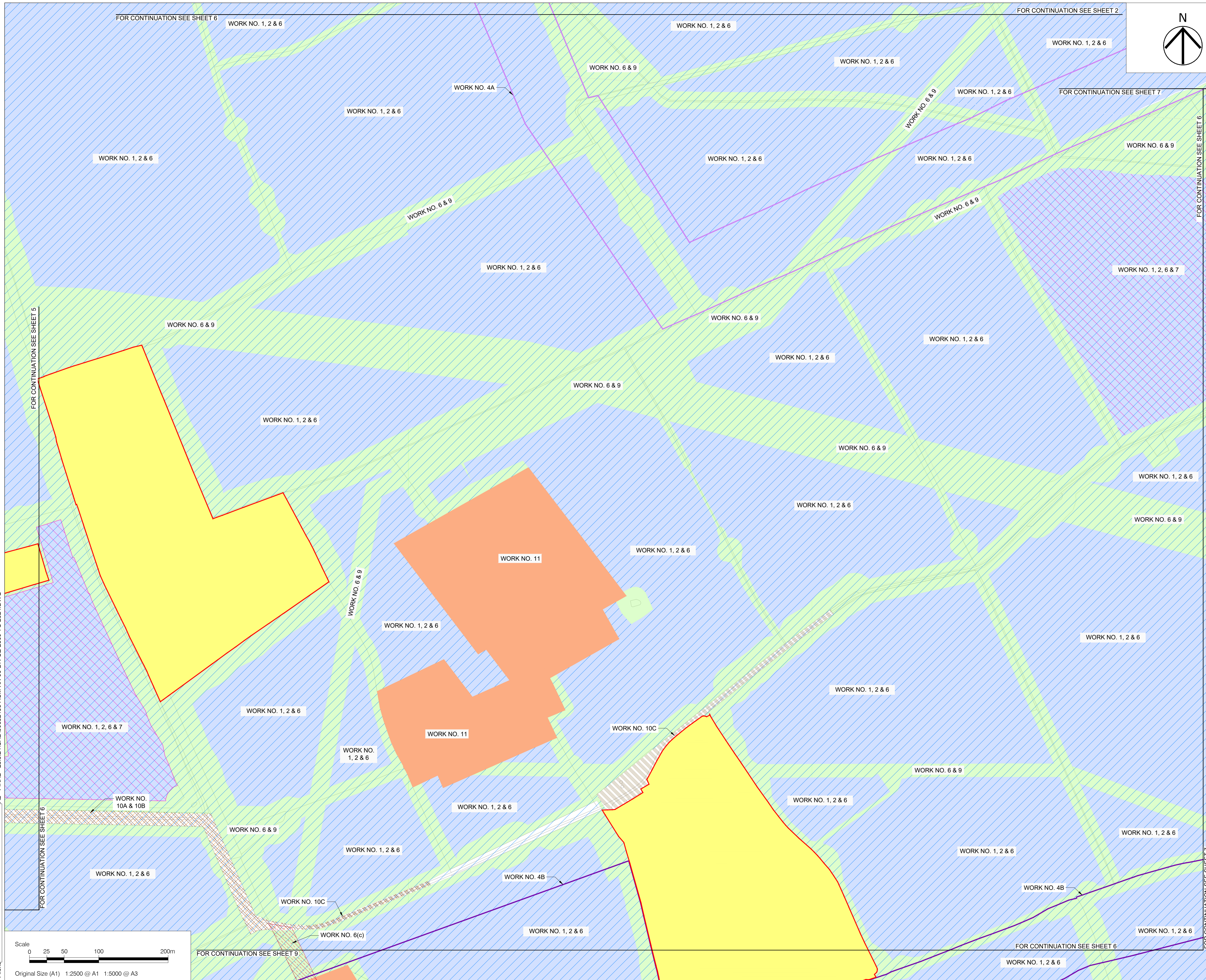
**Drawing Number**  
 60682158-ACM-XX-00-DR-CE-2305

**Scale:** As shown @ A1 **Rev:** 02

This drawing has been prepared for the use of AECOM's client. It may not be used, modified, reproduced or relied upon by third parties, except as agreed by AECOM or as required by law. AECOM accepts no responsibility, and denies any liability, whatsoever, to any party that uses or relies on this drawing without AECOM's express written consent. Do not scale this document. All measurements must be obtained from the stated dimensions.







This drawing has been prepared for the use of AECOM's client. It may not be used, modified, reproduced or relied upon by third parties, except as agreed by AECOM or as required by law. AECOM accepts no responsibility, and denies any liability, whatsoever, to any party that uses or relies on this drawing without AECOM's express written consent. Do not scale this document. All measurements must be obtained from the stated dimensions.

# AECOM

## Project

### TILLBRIDGE SOLAR PROJECT

**Client**  
TILLBRIDGE SOLAR LIMITED

**Consultant**  
AECOM Limited  
The Colmore Building  
20 Colmore Circus  
Birmingham, B4 6AT  
United Kingdom  
Tel +44 (0)7917 983139  
www.aecom.com

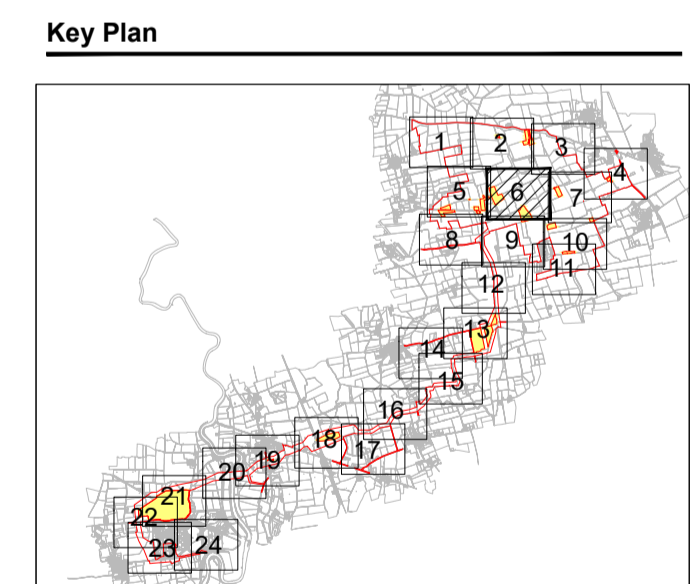
- Notes**
1. ALL DIMENSIONS IN METERS UNLESS STATED OTHERWISE.
  2. DO NOT SCALE FROM THIS DRAWING USE ONLY PRINTED DIMENSIONS.
  3. THESE WORKS PLANS SHOW THE LIMITS OF DEVIATION FOR THE NUMBERED WORKS COMPRISED IN THE AUTHORISED DEVELOPMENT, WHICH ARE DESCRIBED IN SCHEDULE 1 (AUTHORISED DEVELOPMENT) TO THE DRAFT DEVELOPMENT CONSENT ORDER. THE WORKS PLANS SHOULD BE READ IN CONJUNCTION WITH THE DRAFT DEVELOPMENT CONSENT ORDER AND OTHER PLANS AND DOCUMENTS TO BE CERTIFIED BY IT, IN PARTICULAR THE OUTLINE DESIGN PRINCIPLES AND THE FRAMEWORK LANDSCAPE AND ECOLOGICAL MANAGEMENT PLAN.

**KEY**

	ORDER LIMITS		WORK NO. 10A
	LAND NOT INCLUDED IN ORDER LIMITS		WORK NO. 10B
	WORK NO. 1, 2 & 6		WORK NO. 10C
	WORK NO. 4A		WORK NO. 11
	WORK NO. 4B		
	WORK NO. 6		
	WORK NO. 6(c)		
	WORK NO. 7		
	WORK NO. 9		

**ISSUE/REVISION**

I/R	DATE	DESCRIPTION
02	07/10/2024	DCO APPLICATION
01	30/07/2024	DCO APPLICATION
00	10/04/2024	DCO APPLICATION



**Purpose Of Issue**  
DCO APPLICATION

**Project Number**  
60682158

**Sheet Title**  
Work Plans - Sheet 06 of 24

**Reference Number**  
EN010142/APP/2.3

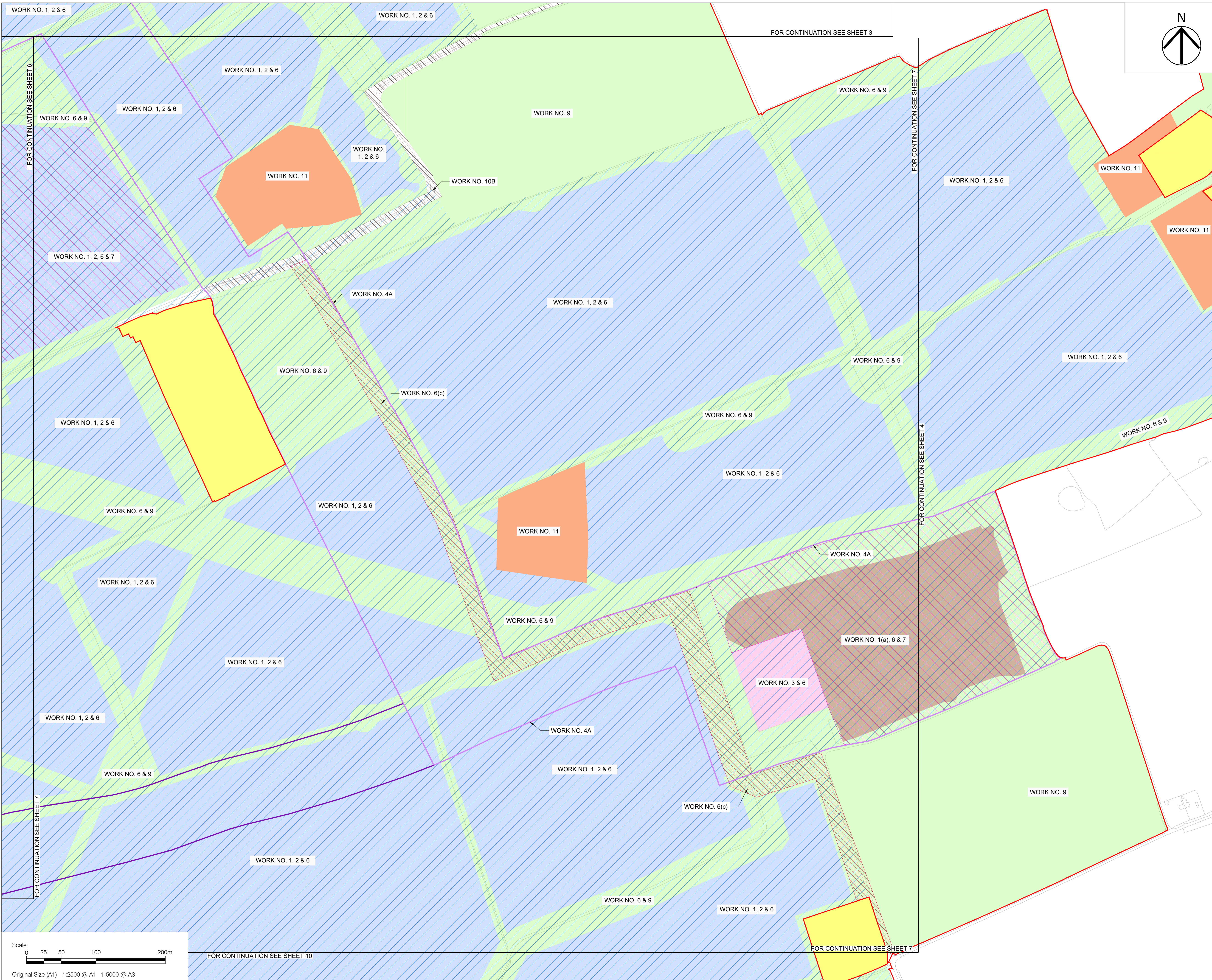
**Legislation Reference**  
APFP 2009 Regulation 5(2)(j)

**Drawing Number**  
60682158-ACM-XX-00-DR-CE-2306

**Scale:** As shown @ A1 **Rev:** 02



ISO A1 594mm x 841mm  
 Project Management Initials: Designer: ES 14.03.2024 Checked: NGA 19.03.2024 Approved: 19.03.2024  
 File: AL - FINAL - 28.3.24\ACAD\60682158-ACM-XX-00-DR-CE-2300 TO 2324.DWG  
 Last saved by: GB(2024-10-07) Last Plotted: 2024-10-07



**Project**  
**TILLBRIDGE SOLAR PROJECT**

**Client**  
**TILLBRIDGE SOLAR LIMITED**

**Consultant**  
**AECOM Limited**  
 The Colmore Building  
 20 Colmore Circus  
 Birmingham, B4 6AT  
 United Kingdom  
 Tel +44 (0)7917 983139  
 www.aecom.com

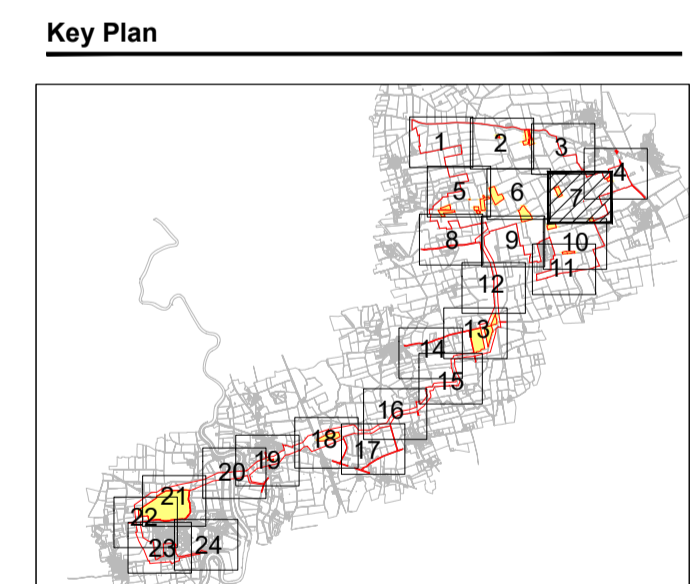
- Notes**
1. ALL DIMENSIONS IN METERS UNLESS STATED OTHERWISE.
  2. DO NOT SCALE FROM THIS DRAWING USE ONLY PRINTED DIMENSIONS.
  3. THESE WORKS PLANS SHOW THE LIMITS OF DEVIATION FOR THE NUMBERED WORKS COMPRISED IN THE AUTHORISED DEVELOPMENT, WHICH ARE DESCRIBED IN SCHEDULE 1 (AUTHORISED DEVELOPMENT) TO THE DRAFT DEVELOPMENT CONSENT ORDER. THE WORKS PLANS SHOULD BE READ IN CONJUNCTION WITH THE DRAFT DEVELOPMENT CONSENT ORDER AND OTHER PLANS AND DOCUMENTS TO BE CERTIFIED BY IT, IN PARTICULAR THE OUTLINE DESIGN PRINCIPLES AND THE FRAMEWORK LANDSCAPE AND ECOLOGICAL MANAGEMENT PLAN.

**KEY**

[Red outline]	ORDER LIMITS	[Green hatching]	WORK NO. 9
[Yellow fill]	LAND NOT INCLUDED IN ORDER LIMITS	[Blue hatching]	WORK NO. 1, 2
[Brown hatching]	WORK NO. 1(a)	[Diagonal hatching]	WORK NO. 10B
[Purple hatching]	WORK NO. 3	[Orange fill]	WORK NO. 11
[Pink hatching]	WORK NO. 4A		
[Blue hatching]	WORK NO. 6		
[Red hatching]	WORK NO. 6(c)		
[Pink hatching]	WORK NO. 7		

**ISSUE/REVISION**

I/R	DATE	DESCRIPTION
02	07/10/2024	DCO APPLICATION
01	30/07/2024	DCO APPLICATION
00	10/04/2024	DCO APPLICATION



**Purpose Of Issue**  
**DCO APPLICATION**

**Project Number**  
 60682158

**Sheet Title**  
 Work Plans - Sheet 07 of 24

**Reference Number**  
 EN010142/APP/2.3


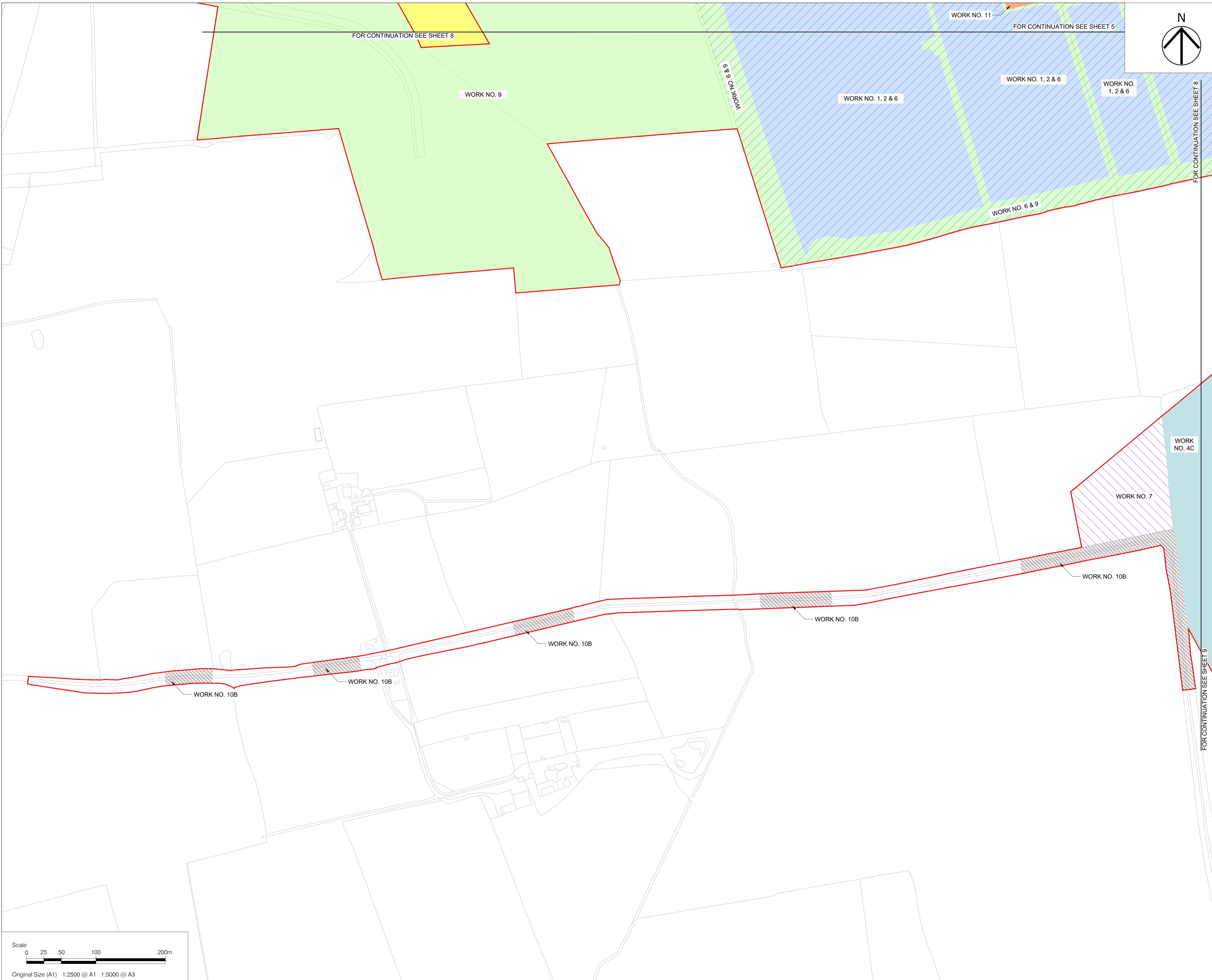
**Legislation Reference**  
 APFP 2009 Regulation 5(2)(j)

**Drawing Number**  
 60682158-ACM-XX-00-DR-CE-2307

**Scale:** As shown @ A1 **Rev:** 02

This drawing has been prepared for the use of AECOM's client. It may not be used, modified, reproduced or relied upon by third parties, except as agreed by AECOM or as required by law. AECOM accepts no responsibility, and denies any liability, whatsoever, to any party that uses or relies on this drawing without AECOM's express written consent. All measurements must be obtained from the stated dimensions.





**Project**  
**TILLBRIDGE SOLAR PROJECT**

**Client**  
**TILLBRIDGE SOLAR LIMITED**

**Consultant**  
**AECOM Limited**  
 The Colmore Building  
 20 Colmore Circus  
 Birmingham, B4 6AT  
 United Kingdom  
 Tel +44 (0)7917 983139  
 www.aecom.com

**Notes**

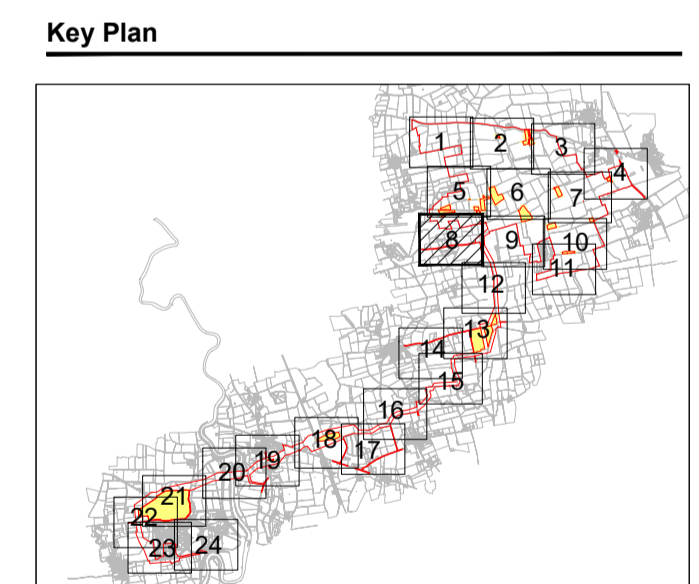
1. ALL DIMENSIONS IN METERS UNLESS STATED OTHERWISE.
2. DO NOT SCALE FROM THIS DRAWING USE ONLY PRINTED DIMENSIONS.
3. THESE WORKS PLANS SHOW THE LIMITS OF DEVIATION FOR THE NUMBERED WORKS COMPRISED IN THE AUTHORISED DEVELOPMENT, WHICH ARE DESCRIBED IN SCHEDULE 1 (AUTHORISED DEVELOPMENT) TO THE DRAFT DEVELOPMENT CONSENT ORDER. THE WORKS PLANS SHOULD BE READ IN CONJUNCTION WITH THE DRAFT DEVELOPMENT CONSENT ORDER AND OTHER PLANS AND DOCUMENTS TO BE CERTIFIED BY IT, IN PARTICULAR THE OUTLINE DESIGN PRINCIPLES AND THE FRAMEWORK LANDSCAPE AND ECOLOGICAL MANAGEMENT PLAN.

**LIMIT OF DEVIATION**

[Red outline]	ORDER LIMITS
[Yellow fill]	LAND NOT INCLUDED IN ORDER LIMITS
[Light blue fill]	WORK NO. 1, 2
[Light green fill]	WORK NO. 4C
[Blue diagonal lines]	WORK NO. 6
[Pink diagonal lines]	WORK NO. 7
[Light green fill]	WORK NO. 9
[Grey diagonal lines]	WORK NO. 10B
[Orange fill]	WORK NO. 11

**ISSUE/REVISION**

I/R	DATE	DESCRIPTION
02	07/10/2024	DCO APPLICATION
01	30/07/2024	DCO APPLICATION
00	10/04/2024	DCO APPLICATION



**Purpose Of Issue**  
 DCO APPLICATION

**Project Number**  
 60682158

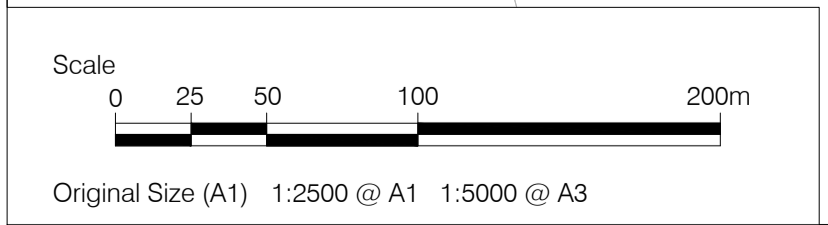
**Sheet Title**  
 Work Plans - Sheet 08 of 24

**Reference Number**  
 EN010142/APP/2.3

**Legislation Reference**  
 APFP 2009 Regulation 5(2)(j)


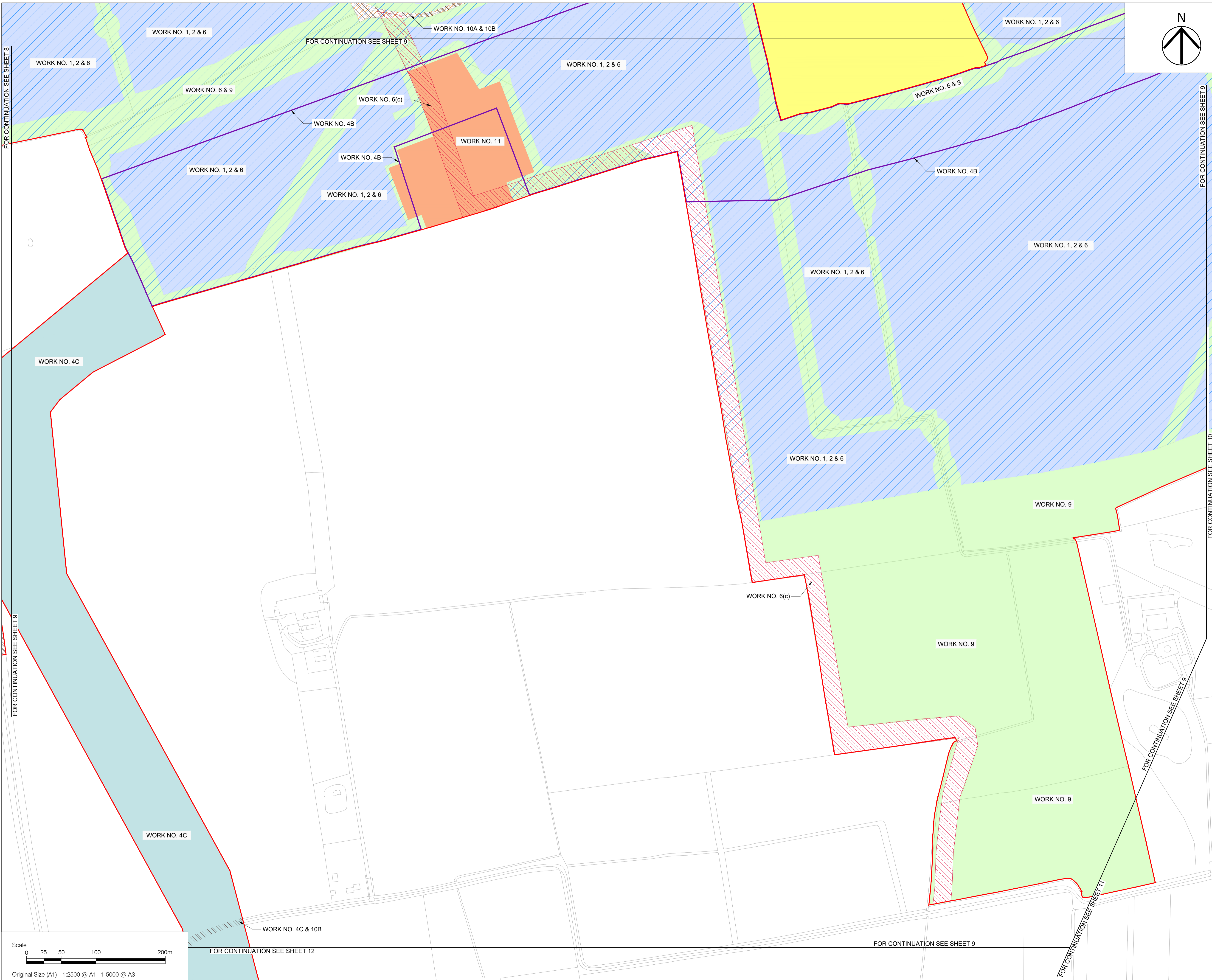
**Drawing Number**  
 60682158-ACM-XX-00-DR-CE-2308

**Scale:** As shown @ A1 **Rev:** 02



This drawing has been prepared for the use of AECOM's client. It may not be used, modified, reproduced or relied upon by third parties, except as agreed by AECOM or as required by law. AECOM accepts no responsibility, and denies any liability, whatsoever, to any party that uses or relies on this drawing without AECOM's express written consent. Do not scale this document. All measurements must be obtained from the stated dimensions.





**Project**  
 TILLBRIDGE SOLAR PROJECT

**Client**  
 TILLBRIDGE SOLAR LIMITED

**Consultant**  
**AECOM Limited**  
 The Colmore Building  
 20 Colmore Circus  
 Birmingham, B4 6AT  
 United Kingdom  
 Tel +44 (0)7917 983139  
 www.aecom.com

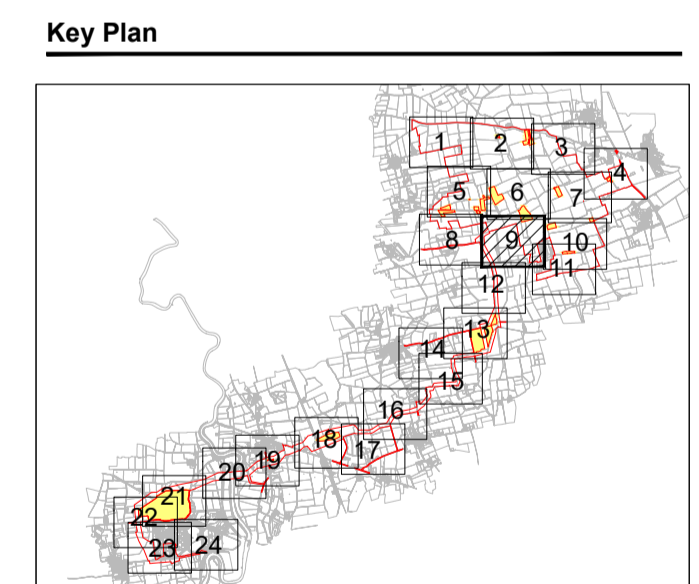
- Notes**
1. ALL DIMENSIONS IN METERS UNLESS STATED OTHERWISE.
  2. DO NOT SCALE FROM THIS DRAWING USE ONLY PRINTED DIMENSIONS.
  3. THESE WORKS PLANS SHOW THE LIMITS OF DEVIATION FOR THE NUMBERED WORKS COMPRISED IN THE AUTHORISED DEVELOPMENT, WHICH ARE DESCRIBED IN SCHEDULE 1 (AUTHORISED DEVELOPMENT) TO THE DRAFT DEVELOPMENT CONSENT ORDER. THE WORKS PLANS SHOULD BE READ IN CONJUNCTION WITH THE DRAFT DEVELOPMENT CONSENT ORDER AND OTHER PLANS AND DOCUMENTS TO BE CERTIFIED BY IT, IN PARTICULAR THE OUTLINE DESIGN PRINCIPLES AND THE FRAMEWORK LANDSCAPE AND ECOLOGICAL MANAGEMENT PLAN.

**KEY**

	ORDER LIMITS		WORK NO. 10B
	LAND NOT INCLUDED IN ORDER LIMITS		WORK NO. 11
	WORK NO. 1, 2		WORK NO. 4C
	WORK NO. 4B		WORK NO. 6
	WORK NO. 6		WORK NO. 6(c)
	WORK NO. 9		WORK NO. 9
	WORK NO. 9		WORK NO. 10A

**ISSUE/REVISION**

I/R	DATE	DESCRIPTION
02	07/10/2024	DCO APPLICATION
01	30/07/2024	DCO APPLICATION
00	10/04/2024	DCO APPLICATION



**Purpose Of Issue**  
 DCO APPLICATION

**Project Number**  
 60682158

**Sheet Title**  
 Work Plans - Sheet 09 of 24

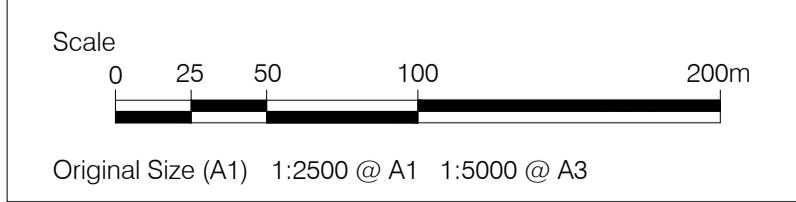
**Reference Number**  
 EN010142/APP/2.3

**Legislation Reference**  
 APFP 2009 Regulation 5(2)(j)

**Drawing Number**  
 60682158-ACM-XX-00-DR-CE-2309


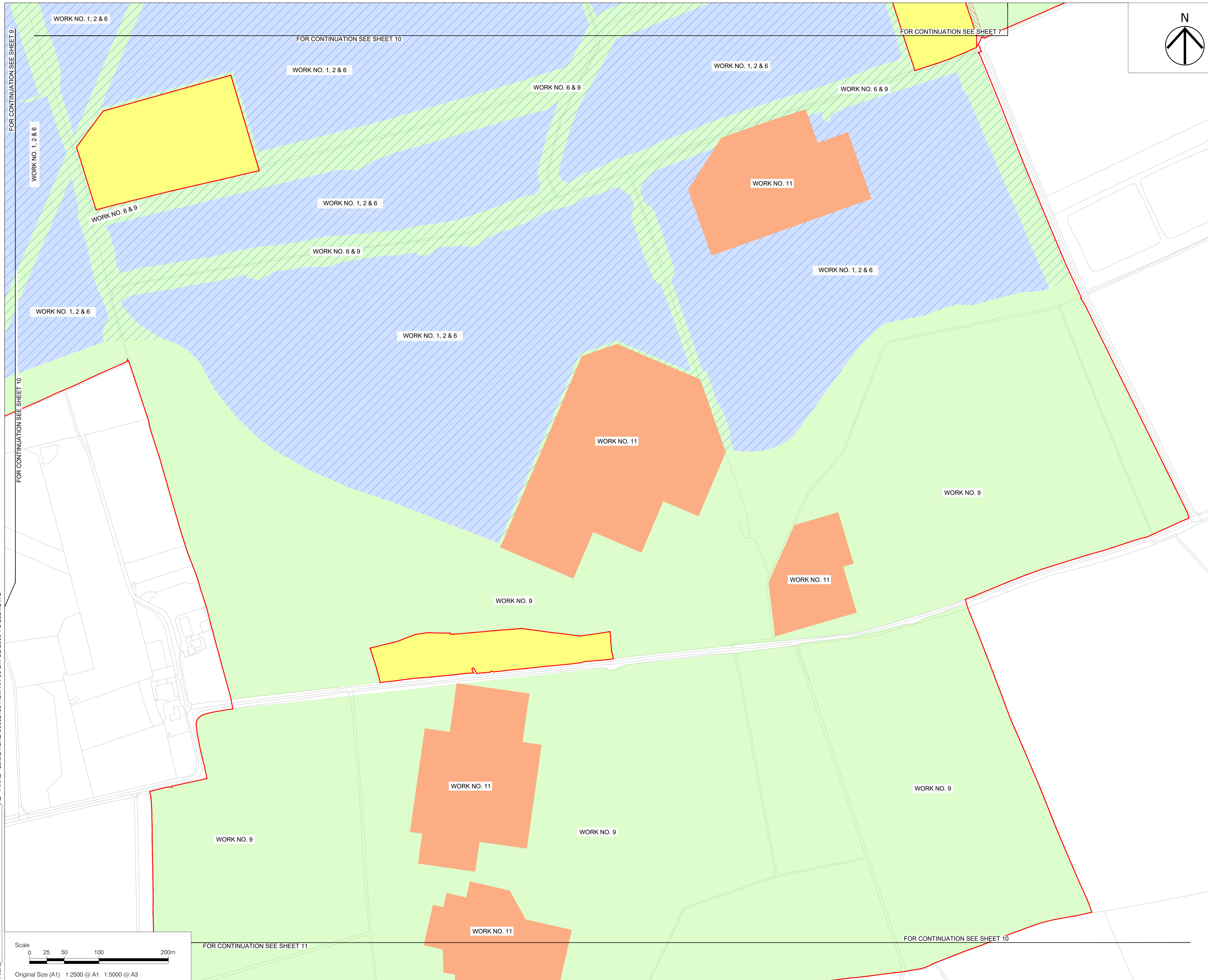
**Scale:** As shown @ A1 **Rev:** 02

This drawing has been prepared for the use of AECOM's client. It may not be used, modified, reproduced or relied upon by third parties, except as agreed by AECOM or as required by law. AECOM accepts no responsibility, and denies any liability, whatsoever, to any party that uses or relies on this drawing without AECOM's express written consent. Do not scale this document. All measurements must be obtained from the stated dimensions.





ISO A1 594mm x 841mm  
 Project Management Initials: Designer: ES 14.03.2024 Checked: NGA 19.03.2024 Approved: 19.03.2024  
 Last saved by: GB(2024-10-07) Last Plotted: 2024-10-07  
 File: AL - FINAL - 28.3.24\CAD\60682158-ACM-XX-00-DR-CE-2300 TO 2324.DWG



**Project**  
**TILLBRIDGE SOLAR PROJECT**

**Client**  
**TILLBRIDGE SOLAR LIMITED**

**Consultant**  
**AECOM Limited**  
 The Colmore Building  
 20 Colmore Circus  
 Birmingham, B4 6AT  
 United Kingdom  
 Tel +44 (0)7917 983139  
 www.aecom.com

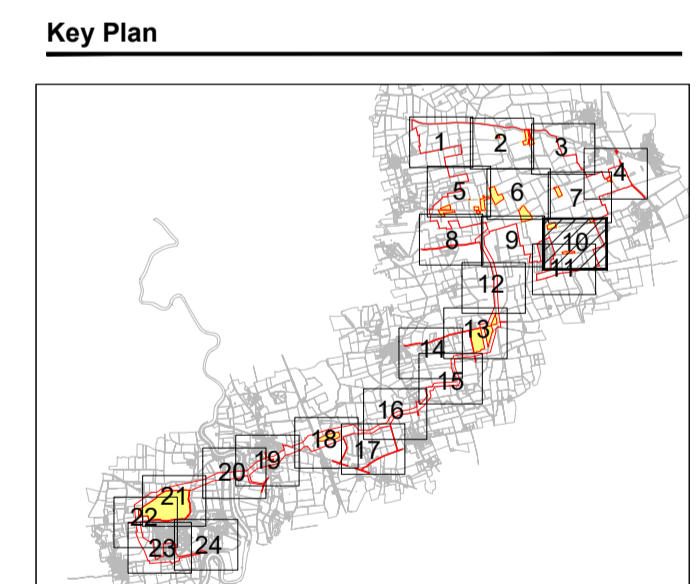
- Notes**
1. ALL DIMENSIONS IN METERS UNLESS STATED OTHERWISE.
  2. DO NOT SCALE FROM THIS DRAWING USE ONLY PRINTED DIMENSIONS.
  3. THESE WORKS PLANS SHOW THE LIMITS OF DEVIATION FOR THE NUMBERED WORKS COMPRISED IN THE AUTHORISED DEVELOPMENT, WHICH ARE DESCRIBED IN SCHEDULE 1 (AUTHORISED DEVELOPMENT) TO THE DRAFT DEVELOPMENT CONSENT ORDER. THE WORKS PLANS SHOULD BE READ IN CONJUNCTION WITH THE DRAFT DEVELOPMENT CONSENT ORDER AND OTHER PLANS AND DOCUMENTS TO BE CERTIFIED BY IT, IN PARTICULAR THE OUTLINE DESIGN PRINCIPLES AND THE FRAMEWORK LANDSCAPE AND ECOLOGICAL MANAGEMENT PLAN.

**KEY**

	ORDER LIMITS
	LAND NOT INCLUDED IN ORDER LIMITS
	WORK NO. 1, 2
	WORK NO. 6
	WORK NO. 9
	WORK NO. 11

**ISSUE/REVISION**

I/R	DATE	DESCRIPTION
02	07/10/2024	DCO APPLICATION
01	30/07/2024	DCO APPLICATION
00	10/04/2024	DCO APPLICATION



**Purpose Of Issue**  
 DCO APPLICATION

**Project Number**  
 60682158

**Sheet Title**  
 Work Plans - Sheet 10 of 24

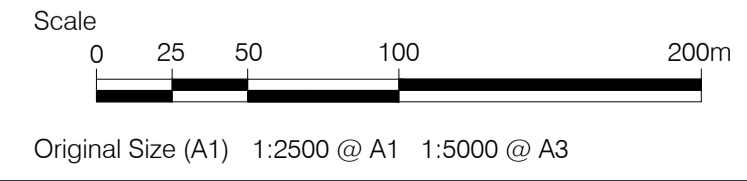
**Reference Number**  
 EN010142/APP/2.3

**Legislation Reference**  
 APFP 2009 Regulation 5(2)(j)

**Drawing Number**  
 60682158-ACM-XX-00-DR-CE-2310

**Scale:** As shown @ A1      **Rev:** 02


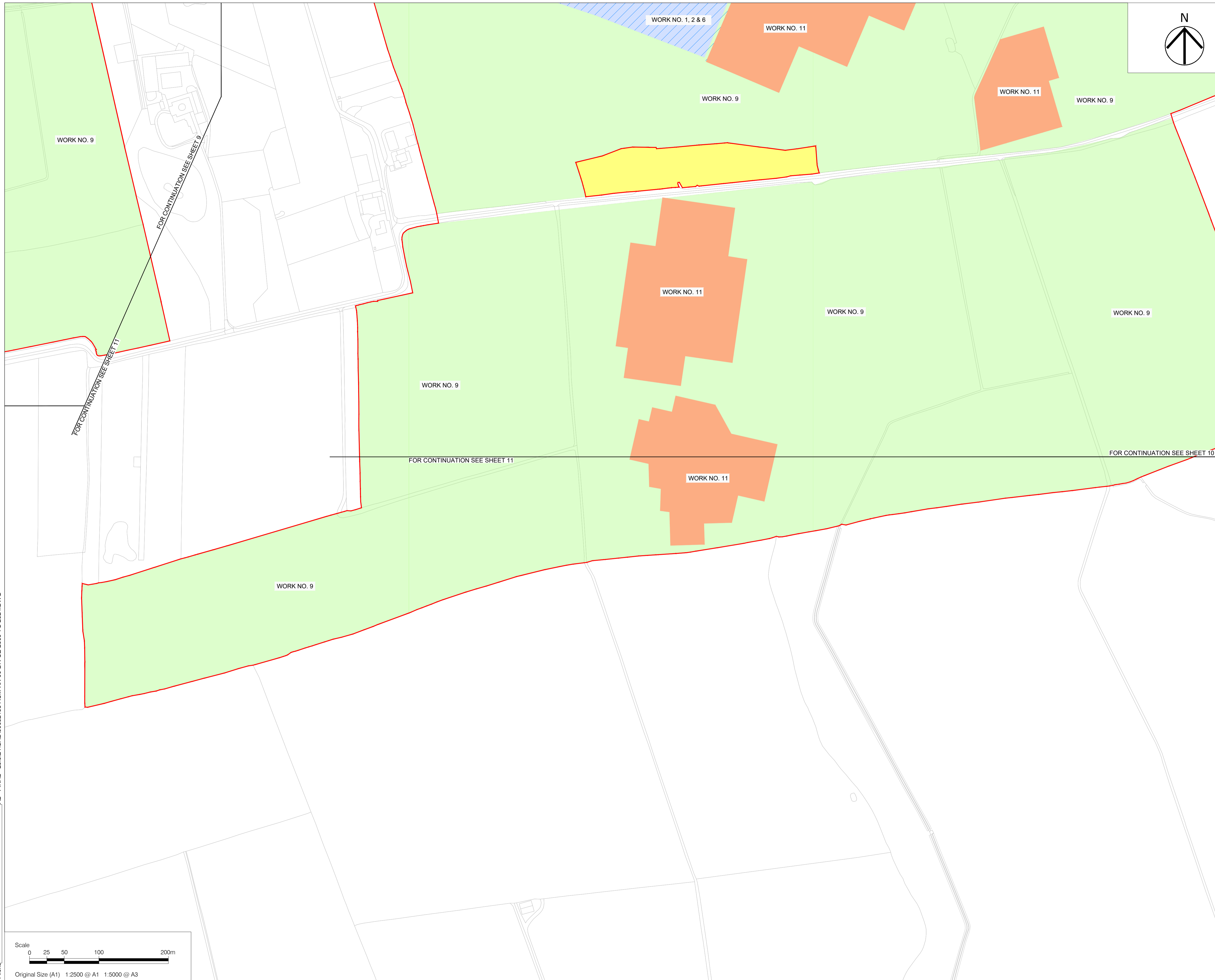
This drawing has been prepared for the use of AECOM's client. It may not be used, modified, reproduced or relied upon by third parties, except as agreed by AECOM or as required by law. AECOM accepts no responsibility, and denies any liability, whatsoever, to any party that uses or relies on this drawing without AECOM's express written consent. Do not scale this document. All measurements must be obtained from the stated dimensions.



FOR CONTINUATION SEE SHEET 11

FOR CONTINUATION SEE SHEET 10





**Project**  
**TILLBRIDGE SOLAR PROJECT**

**Client**  
**TILLBRIDGE SOLAR LIMITED**

**Consultant**  
**AECOM Limited**  
 The Colmore Building  
 20 Colmore Circus  
 Birmingham, B4 6AT  
 United Kingdom  
 Tel +44 (0)7917 983139  
 www.aecom.com

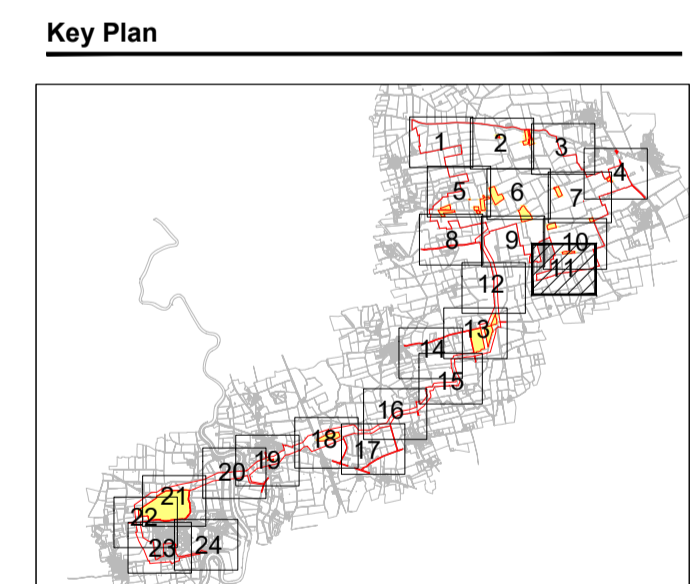
- Notes**
1. ALL DIMENSIONS IN METERS UNLESS STATED OTHERWISE.
  2. DO NOT SCALE FROM THIS DRAWING USE ONLY PRINTED DIMENSIONS.
  3. THESE WORKS PLANS SHOW THE LIMITS OF DEVIATION FOR THE NUMBERED WORKS COMPRISED IN THE AUTHORISED DEVELOPMENT, WHICH ARE DESCRIBED IN SCHEDULE 1 (AUTHORISED DEVELOPMENT) TO THE DRAFT DEVELOPMENT CONSENT ORDER. THE WORKS PLANS SHOULD BE READ IN CONJUNCTION WITH THE DRAFT DEVELOPMENT CONSENT ORDER AND OTHER PLANS AND DOCUMENTS TO BE CERTIFIED BY IT, IN PARTICULAR THE OUTLINE DESIGN PRINCIPLES AND THE FRAMEWORK LANDSCAPE AND ECOLOGICAL MANAGEMENT PLAN.

**KEY**

	ORDER LIMITS
	LAND NOT INCLUDED IN ORDER LIMITS
	WORK NO. 1, 2
	WORK NO. 6
	WORK NO. 9
	WORK NO. 11

**ISSUE/REVISION**

I/R	DATE	DESCRIPTION
02	07/10/2024	DCO APPLICATION
01	30/07/2024	DCO APPLICATION
00	10/04/2024	DCO APPLICATION



**Purpose Of Issue**  
 DCO APPLICATION

**Project Number**  
 60682158

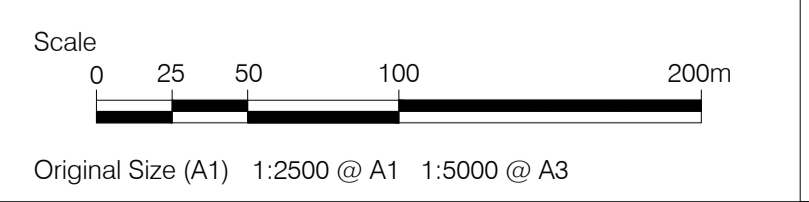
**Sheet Title**  
 Work Plans - Sheet 11 of 24

**Reference Number**  
 EN010142/APP/2.3

**Legislation Reference**  
 APFP 2009 Regulation 5(2)(j)


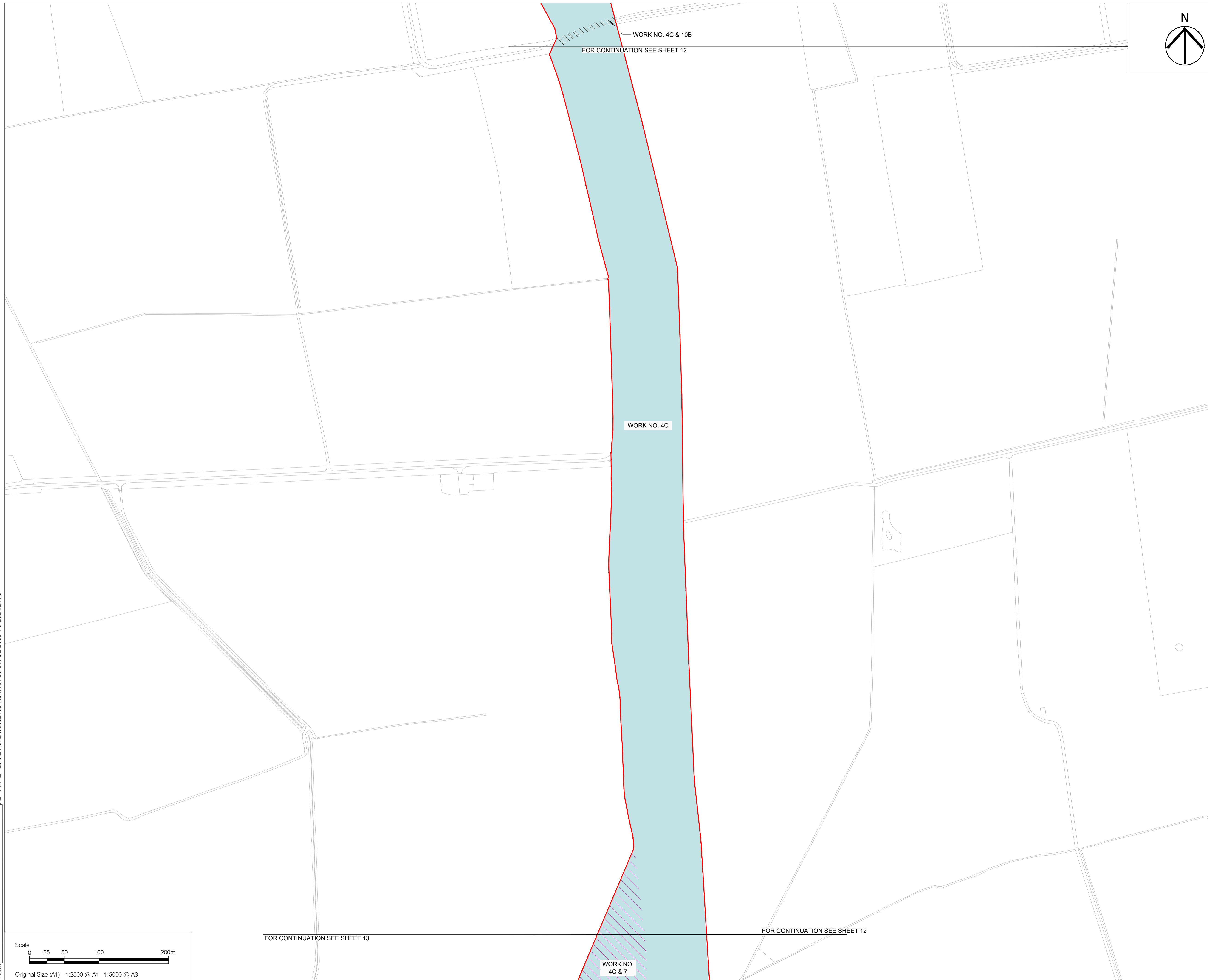
**Drawing Number**  
 60682158-ACM-XX-00-DR-CE-2311

**Scale:** As shown @ A1      **Rev:** 02



This drawing has been prepared for the use of AECOM's client. It may not be used, modified, reproduced or relied upon by third parties, except as agreed by AECOM or as required by law. AECOM accepts no responsibility, and denies any liability, whatsoever, to any party that uses or relies on this drawing without AECOM's express written consent. Do not scale this document. All measurements must be obtained from the stated dimensions.





**Project**  
**TILLBRIDGE SOLAR PROJECT**

**Client**  
**TILLBRIDGE SOLAR LIMITED**

**Consultant**  
**AECOM Limited**  
 The Colmore Building  
 20 Colmore Circus  
 Birmingham, B4 6AT  
 United Kingdom  
 Tel +44 (0)7917 983139  
 www.aecom.com

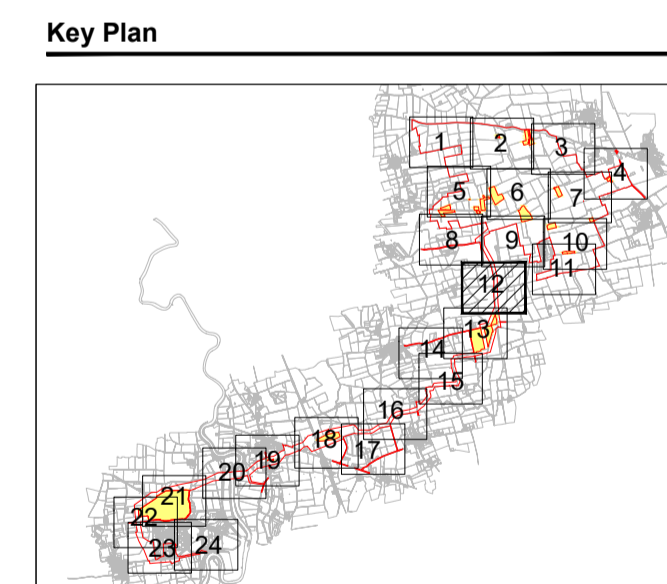
- Notes**
1. ALL DIMENSIONS IN METERS UNLESS STATED OTHERWISE.
  2. DO NOT SCALE FROM THIS DRAWING USE ONLY PRINTED DIMENSIONS.
  3. THESE WORKS PLANS SHOW THE LIMITS OF DEVIATION FOR THE NUMBERED WORKS COMPRISED IN THE AUTHORISED DEVELOPMENT, WHICH ARE DESCRIBED IN SCHEDULE 1 (AUTHORISED DEVELOPMENT) TO THE DRAFT DEVELOPMENT CONSENT ORDER. THE WORKS PLANS SHOULD BE READ IN CONJUNCTION WITH THE DRAFT DEVELOPMENT CONSENT ORDER AND OTHER PLANS AND DOCUMENTS TO BE CERTIFIED BY IT, IN PARTICULAR THE OUTLINE DESIGN PRINCIPLES AND THE FRAMEWORK LANDSCAPE AND ECOLOGICAL MANAGEMENT PLAN.

**KEY**

	ORDER LIMITS
	WORK NO. 4C
	WORK NO. 7
	WORK NO. 10B

**ISSUE/REVISION**

I/R	DATE	DESCRIPTION
02	07/10/2024	DCO APPLICATION
01	30/07/2024	DCO APPLICATION
00	10/04/2024	DCO APPLICATION



**Purpose Of Issue**  
 DCO APPLICATION

**Project Number**  
 60682158

**Sheet Title**  
 Work Plans - Sheet 12 of 24

**Reference Number**  
 EN010142/APP/2.3


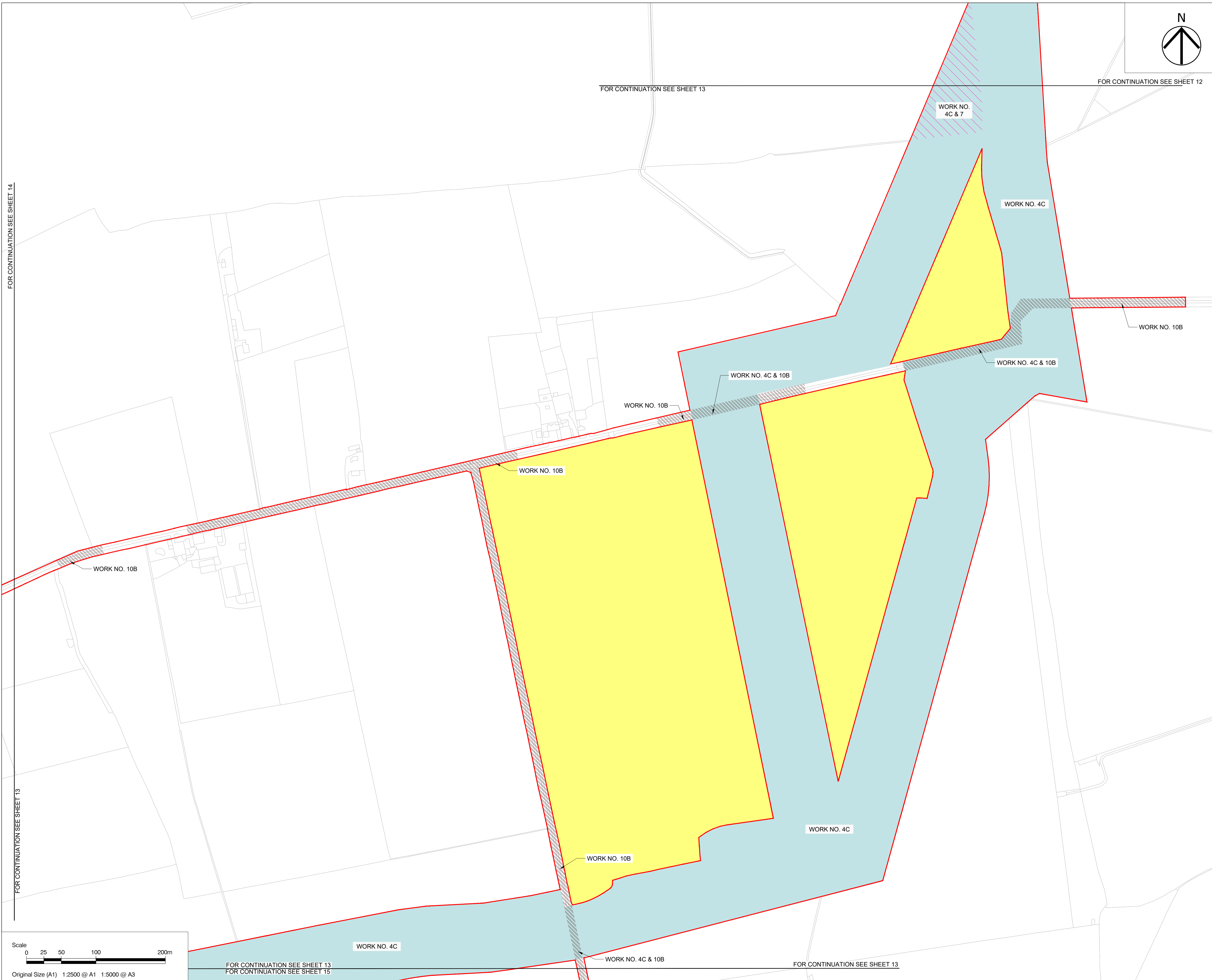
**Legislation Reference**  
 APFP 2009 Regulation 5(2)(j)

**Drawing Number**  
 60682158-ACM-XX-00-DR-CE-2312

**Scale:** As shown @ A1      **Rev:** 02

This drawing has been prepared for the use of AECOM's client. It may not be used, modified, reproduced or relied upon by third parties, except as agreed by AECOM or as required by law. AECOM accepts no responsibility, and denies any liability, whatsoever, to any party that uses or relies on this drawing without AECOM's express written consent. Do not scale this document. All measurements must be obtained from the stated dimensions.





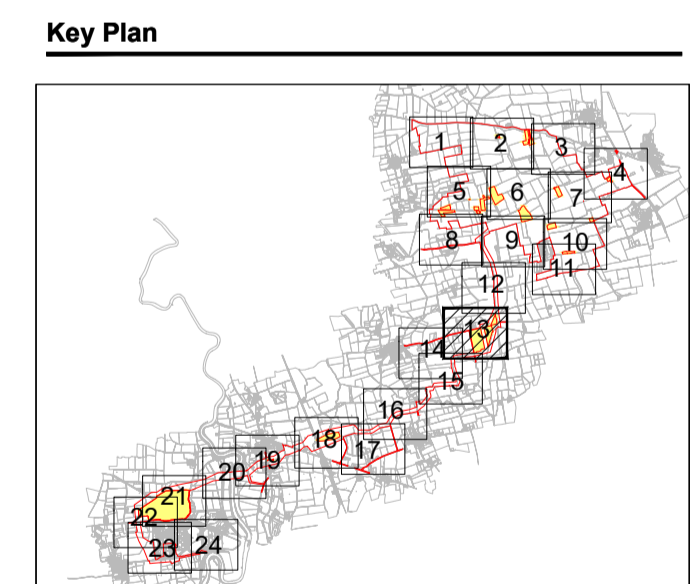
- Notes**
1. ALL DIMENSIONS IN METERS UNLESS STATED OTHERWISE.
  2. DO NOT SCALE FROM THIS DRAWING USE ONLY PRINTED DIMENSIONS.
  3. THESE WORKS PLANS SHOW THE LIMITS OF DEVIATION FOR THE NUMBERED WORKS COMPRISED IN THE AUTHORISED DEVELOPMENT, WHICH ARE DESCRIBED IN SCHEDULE 1 (AUTHORISED DEVELOPMENT) TO THE DRAFT DEVELOPMENT CONSENT ORDER. THE WORKS PLANS SHOULD BE READ IN CONJUNCTION WITH THE DRAFT DEVELOPMENT CONSENT ORDER AND OTHER PLANS AND DOCUMENTS TO BE CERTIFIED BY IT, IN PARTICULAR THE OUTLINE DESIGN PRINCIPLES AND THE FRAMEWORK LANDSCAPE AND ECOLOGICAL MANAGEMENT PLAN.

**KEY**

	ORDER LIMITS
	LAND NOT INCLUDED IN ORDER LIMITS
	WORK NO. 4C
	WORK NO. 7
	WORK NO. 10B

**ISSUE/REVISION**

I/R	DATE	DESCRIPTION
02	07/10/2024	DCO APPLICATION
01	30/07/2024	DCO APPLICATION
00	10/04/2024	DCO APPLICATION



**Purpose Of Issue**  
DCO APPLICATION

**Project Number**  
60682158

**Sheet Title**  
Work Plans - Sheet 13 of 24

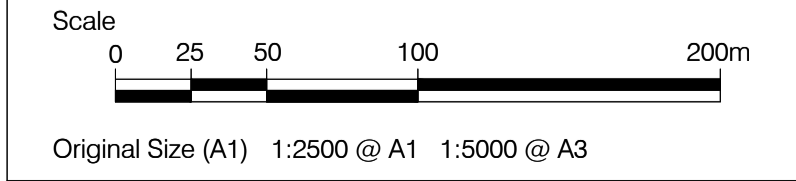
**Reference Number**  
EN010142/APP/2.3

**Legislation Reference**  
APFP 2009 Regulation 5(2)(j)

**Drawing Number**  
60682158-ACM-XX-00-DR-CE-2313

**Scale:** As shown @ A1 **Rev:** 02

This drawing has been prepared for the use of AECOM's client. It may not be used, modified, reproduced or relied upon by third parties, except as agreed by AECOM or as required by law. AECOM accepts no responsibility, and denies any liability, whatsoever, to any party that uses or relies on this drawing without AECOM's express written consent. Do not scale this document. All measurements must be obtained from the stated dimensions.



FOR CONTINUATION SEE SHEET 13  
FOR CONTINUATION SEE SHEET 15

FOR CONTINUATION SEE SHEET 13

FOR CONTINUATION SEE SHEET 12

FOR CONTINUATION SEE SHEET 14

FOR CONTINUATION SEE SHEET 13


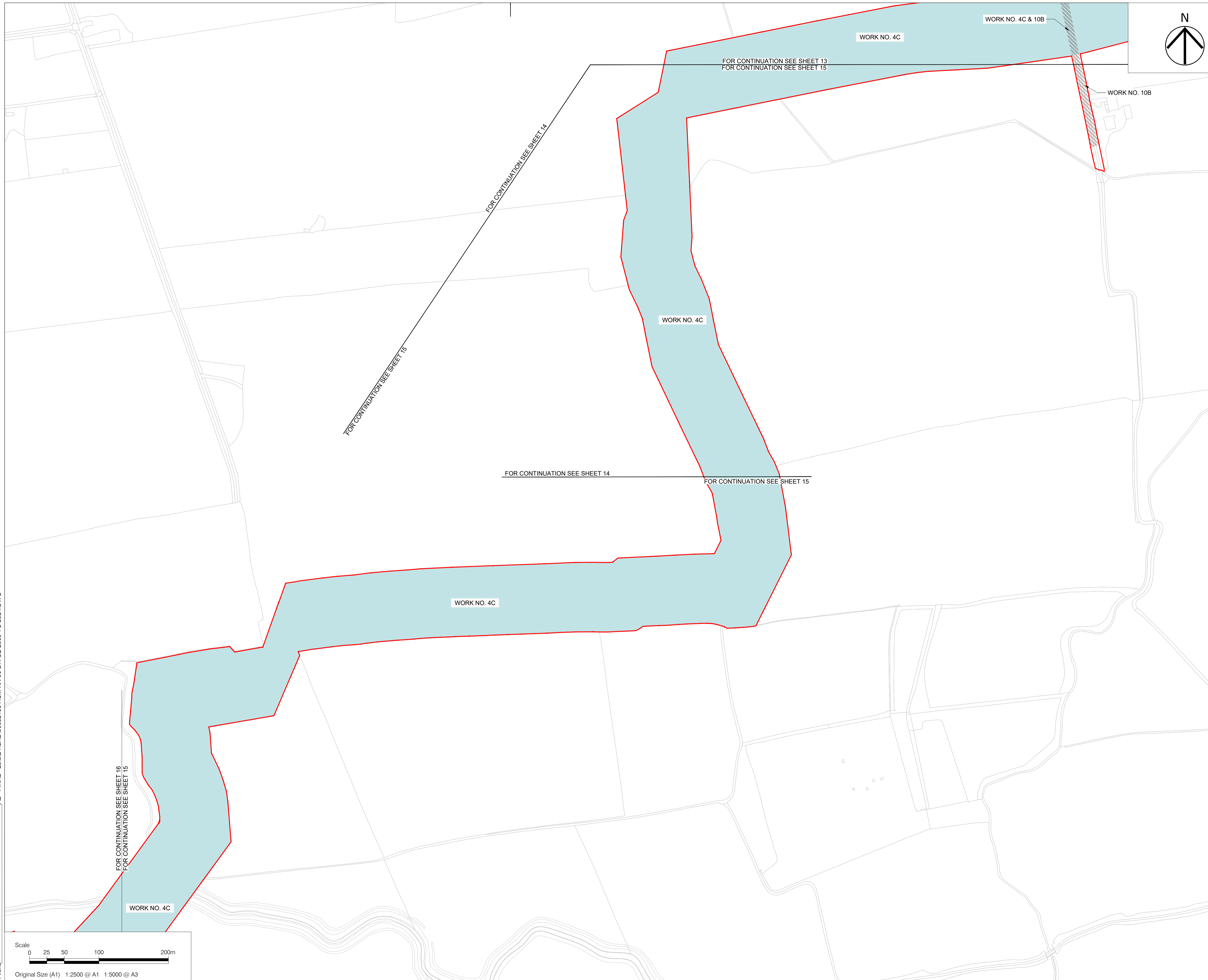
FOR CONTINUATION SEE SHEET 13

FOR CONTINUATION SEE SHEET 13









**Project**  
**TILLBRIDGE SOLAR PROJECT**

**Client**  
**TILLBRIDGE SOLAR LIMITED**

**Consultant**  
**AECOM Limited**  
 The Colmore Building  
 20 Colmore Circus  
 Birmingham, B4 6AT  
 United Kingdom  
 Tel +44 (0)7917 983139  
 www.aecom.com

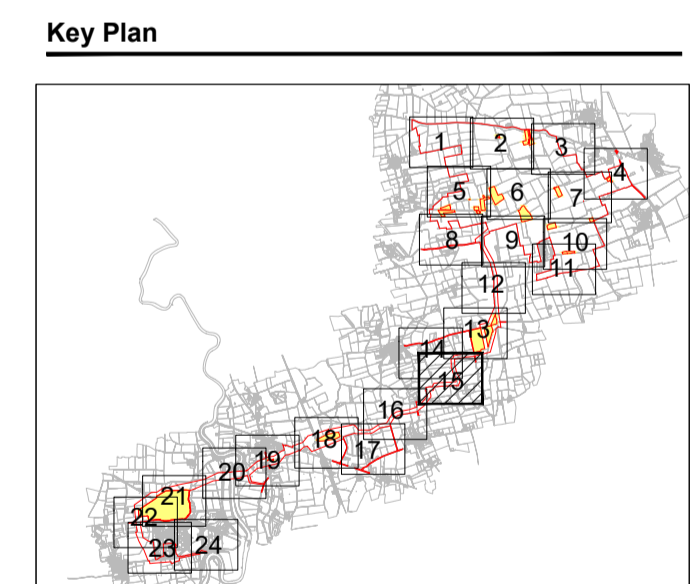
- Notes**
1. ALL DIMENSIONS IN METERS UNLESS STATED OTHERWISE.
  2. DO NOT SCALE FROM THIS DRAWING USE ONLY PRINTED DIMENSIONS.
  3. THESE WORKS PLANS SHOW THE LIMITS OF DEVIATION FOR THE NUMBERED WORKS COMPRISED IN THE AUTHORISED DEVELOPMENT, WHICH ARE DESCRIBED IN SCHEDULE 1 (AUTHORISED DEVELOPMENT) TO THE DRAFT DEVELOPMENT CONSENT ORDER. THE WORKS PLANS SHOULD BE READ IN CONJUNCTION WITH THE DRAFT DEVELOPMENT CONSENT ORDER AND OTHER PLANS AND DOCUMENTS TO BE CERTIFIED BY IT, IN PARTICULAR THE OUTLINE DESIGN PRINCIPLES AND THE FRAMEWORK LANDSCAPE AND ECOLOGICAL MANAGEMENT PLAN.

**KEY**

	ORDER LIMITS
	WORK NO. 4C
	WORK NO. 7
	WORK NO. 10B

**ISSUE/REVISION**

I/R	DATE	DESCRIPTION
02	07/10/2024	DCO APPLICATION
01	30/07/2024	DCO APPLICATION
00	10/04/2024	DCO APPLICATION



**Purpose Of Issue**  
 DCO APPLICATION

**Project Number**  
 60682158

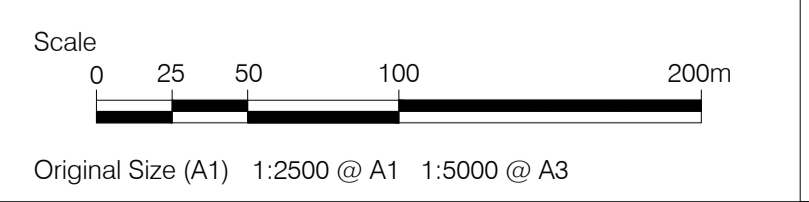
**Sheet Title**  
 Work Plans - Sheet 15 of 24

**Reference Number**  
 EN010142/APP/2.3

**Legislation Reference**  
 APFP 2009 Regulation 5(2)(j)


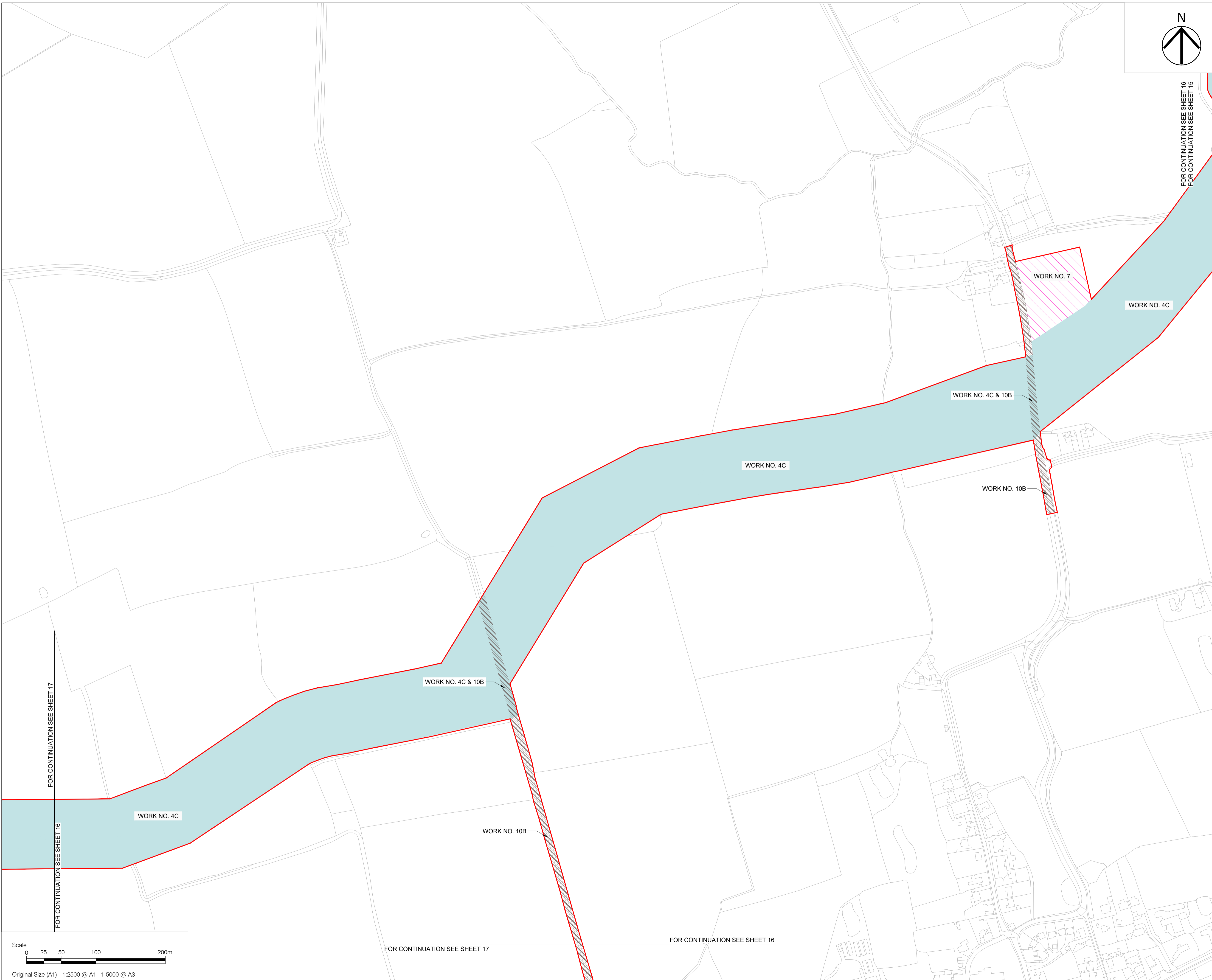
**Drawing Number**  
 60682158-ACM-XX-00-DR-CE-2315

**Scale:** As shown @ A1 **Rev:** 02



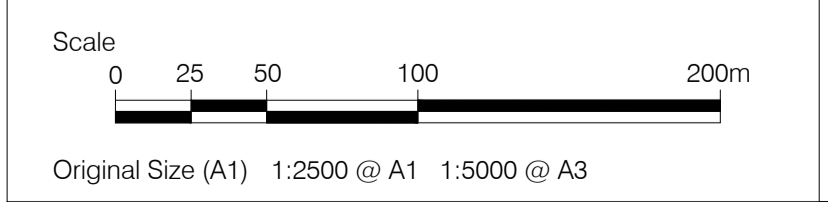
This drawing has been prepared for the use of AECOM's client. It may not be used, modified, reproduced or relied upon by third parties, except as agreed by AECOM or as required by law. AECOM accepts no responsibility, and denies any liability, whatsoever, to any party that uses or relies on this drawing without AECOM's express written consent. Do not scale this document. All measurements must be obtained from the stated dimensions.





FOR CONTINUATION SEE SHEET 16  
 FOR CONTINUATION SEE SHEET 15

FOR CONTINUATION SEE SHEET 17  
 FOR CONTINUATION SEE SHEET 16



FOR CONTINUATION SEE SHEET 17  
 FOR CONTINUATION SEE SHEET 16

# AECOM

**Project**  
**TILLBRIDGE SOLAR PROJECT**

**Client**  
**TILLBRIDGE SOLAR LIMITED**

**Consultant**  
**AECOM Limited**  
 The Colmore Building  
 20 Colmore Circus  
 Birmingham, B4 6AT  
 United Kingdom  
 Tel +44 (0)7917 983139  
 www.aecom.com

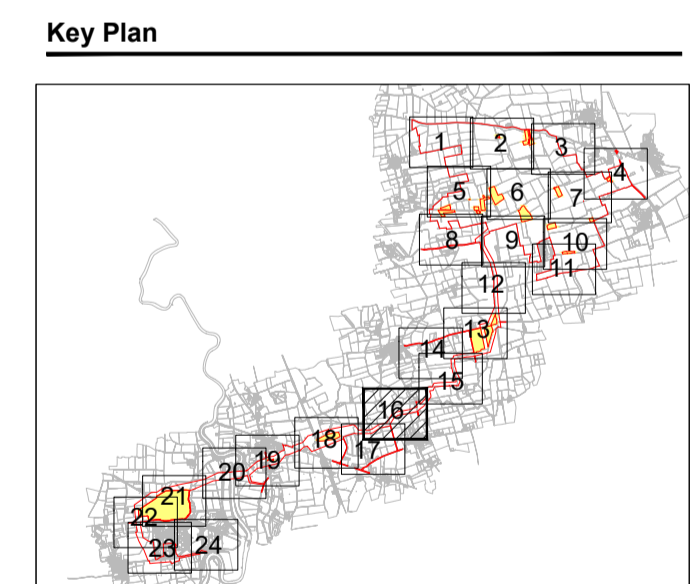
- Notes**
1. ALL DIMENSIONS IN METERS UNLESS STATED OTHERWISE.
  2. DO NOT SCALE FROM THIS DRAWING USE ONLY PRINTED DIMENSIONS.
  3. THESE WORKS PLANS SHOW THE LIMITS OF DEVIATION FOR THE NUMBERED WORKS COMPRISED IN THE AUTHORISED DEVELOPMENT, WHICH ARE DESCRIBED IN SCHEDULE 1 (AUTHORISED DEVELOPMENT) TO THE DRAFT DEVELOPMENT CONSENT ORDER. THE WORKS PLANS SHOULD BE READ IN CONJUNCTION WITH THE DRAFT DEVELOPMENT CONSENT ORDER AND OTHER PLANS AND DOCUMENTS TO BE CERTIFIED BY IT, IN PARTICULAR THE OUTLINE DESIGN PRINCIPLES AND THE FRAMEWORK LANDSCAPE AND ECOLOGICAL MANAGEMENT PLAN.

**KEY**

	ORDER LIMITS
	WORK NO. 4C
	WORK NO. 7
	WORK NO. 10B

**ISSUE/REVISION**

I/R	DATE	DESCRIPTION
02	07/10/2024	DCO APPLICATION
01	30/07/2024	DCO APPLICATION
00	10/04/2024	DCO APPLICATION



**Purpose Of Issue**  
 DCO APPLICATION

**Project Number**  
 60682158

**Sheet Title**  
 Work Plans - Sheet 16 of 24

**Reference Number**  
 EN010142/APP/2.3


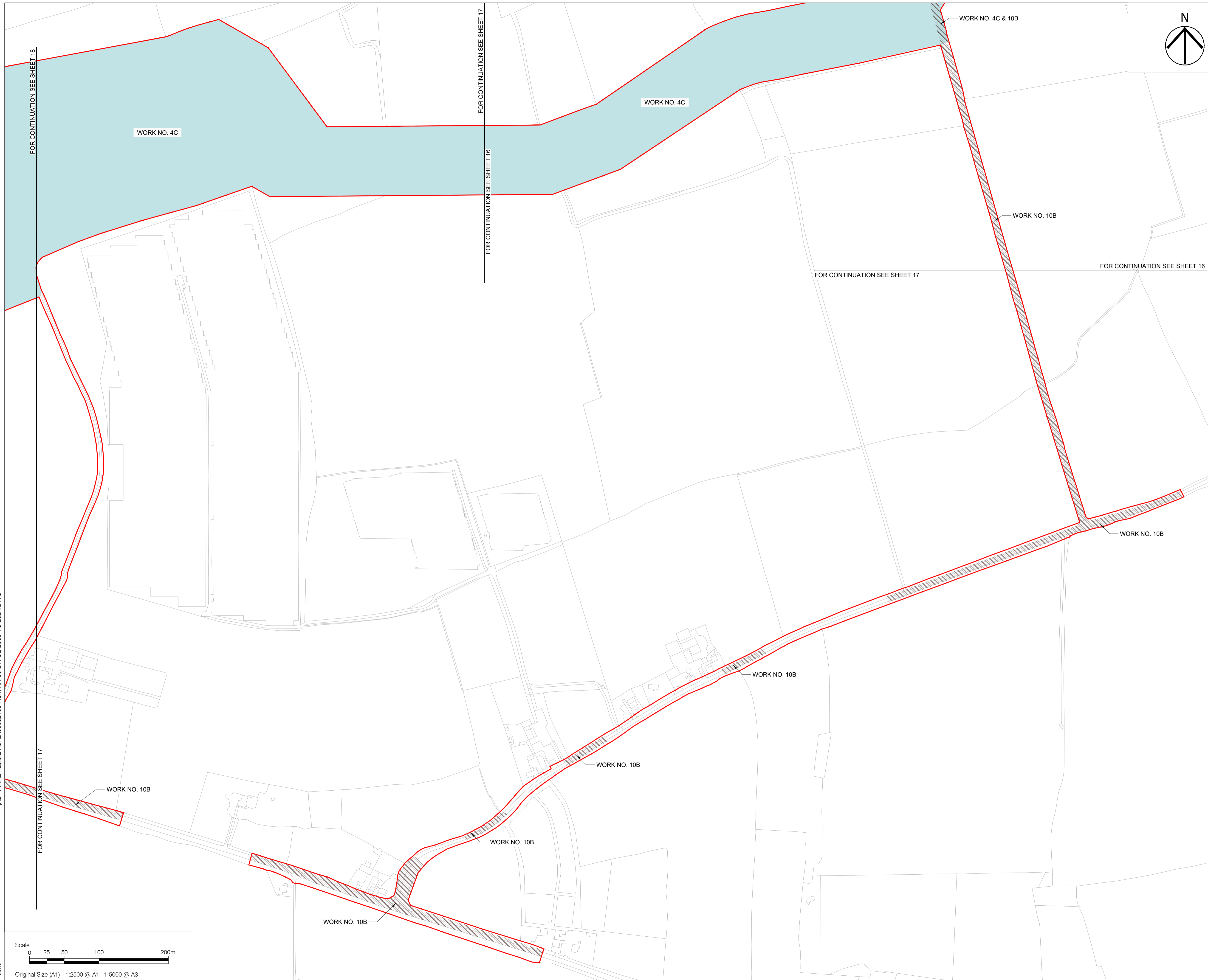
**Legislation Reference**  
 APFP 2009 Regulation 5(2)(j)

**Drawing Number**  
 60682158-ACM-XX-00-DR-CE-2316

**Scale:** As shown @ A1 **Rev:** 02

This drawing has been prepared for the use of AECOM's client. It may not be used, modified, reproduced or relied upon by third parties, except as agreed by AECOM or as required by law. AECOM accepts no responsibility, and denies any liability, whatsoever, to any party that uses or relies on this drawing without AECOM's express written consent. Do not scale this document. All measurements must be obtained from the stated dimensions.





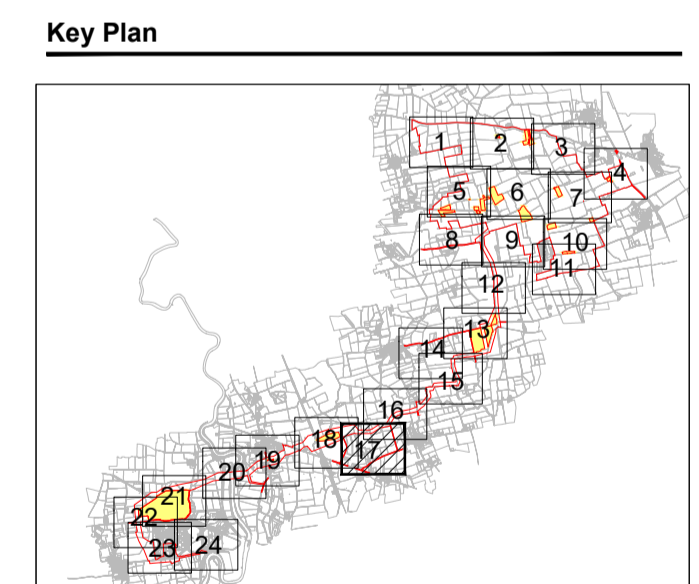
- Notes**
1. ALL DIMENSIONS IN METERS UNLESS STATED OTHERWISE.
  2. DO NOT SCALE FROM THIS DRAWING USE ONLY PRINTED DIMENSIONS.
  3. THESE WORKS PLANS SHOW THE LIMITS OF DEVIATION FOR THE NUMBERED WORKS COMPRISED IN THE AUTHORISED DEVELOPMENT, WHICH ARE DESCRIBED IN SCHEDULE 1 (AUTHORISED DEVELOPMENT) TO THE DRAFT DEVELOPMENT CONSENT ORDER. THE WORKS PLANS SHOULD BE READ IN CONJUNCTION WITH THE DRAFT DEVELOPMENT CONSENT ORDER AND OTHER PLANS AND DOCUMENTS TO BE CERTIFIED BY IT, IN PARTICULAR THE OUTLINE DESIGN PRINCIPLES AND THE FRAMEWORK LANDSCAPE AND ECOLOGICAL MANAGEMENT PLAN.

**KEY**

	ORDER LIMITS
	WORK NO. 4C
	WORK NO. 10B

**ISSUE/REVISION**

I/R	DATE	DESCRIPTION
02	07/10/2024	DCO APPLICATION
01	30/07/2024	DCO APPLICATION
00	10/04/2024	DCO APPLICATION



**Purpose Of Issue**  
 DCO APPLICATION

**Project Number**  
 60682158

**Sheet Title**  
 Work Plans - Sheet 17 of 24

**Reference Number**  
 EN010142/APP/2.3


**Legislation Reference**  
 APFP 2009 Regulation 5(2)(j)

**Drawing Number**  
 60682158-ACM-XX-00-DR-CE-2317

**Scale:** As shown @ A1 **Rev:** 02

This drawing has been prepared for the use of AECOM's client. It may not be used, modified, reproduced or relied upon by third parties, except as agreed by AECOM or as required by law. AECOM accepts no responsibility, and denies any liability, whatsoever, to any party that uses or relies on this drawing without AECOM's express written consent. Do not scale this document. All measurements must be obtained from the stated dimensions.





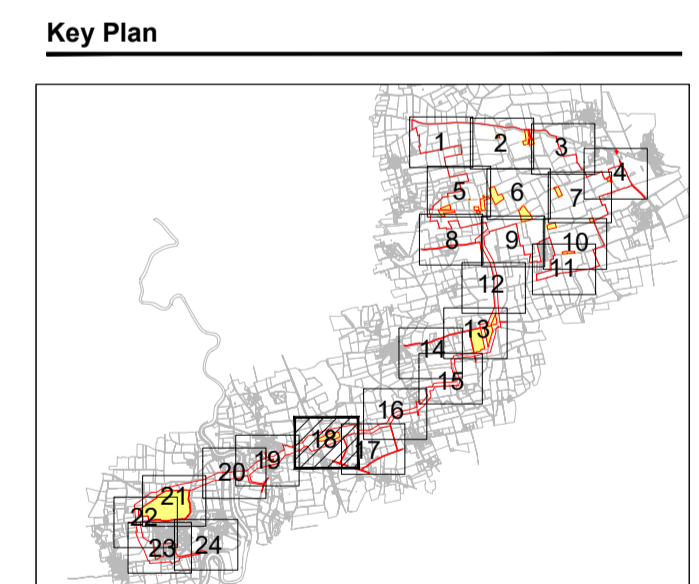
- Notes**
1. ALL DIMENSIONS IN METERS UNLESS STATED OTHERWISE.
  2. DO NOT SCALE FROM THIS DRAWING USE ONLY PRINTED DIMENSIONS.
  3. THESE WORKS PLANS SHOW THE LIMITS OF DEVIATION FOR THE NUMBERED WORKS COMPRISED IN THE AUTHORISED DEVELOPMENT, WHICH ARE DESCRIBED IN SCHEDULE 1 (AUTHORISED DEVELOPMENT) TO THE DRAFT DEVELOPMENT CONSENT ORDER. THE WORKS PLANS SHOULD BE READ IN CONJUNCTION WITH THE DRAFT DEVELOPMENT CONSENT ORDER AND OTHER PLANS AND DOCUMENTS TO BE CERTIFIED BY IT, IN PARTICULAR THE OUTLINE DESIGN PRINCIPLES AND THE FRAMEWORK LANDSCAPE AND ECOLOGICAL MANAGEMENT PLAN.

**KEY**

	ORDER LIMITS
	LAND NOT INCLUDED IN ORDER LIMITS
	WORK NO. 4C
	WORK NO. 4D
	WORK NO. 10B

**ISSUE/REVISION**

I/R	DATE	DESCRIPTION
02	07/10/2024	DCO APPLICATION
01	30/07/2024	DCO APPLICATION
00	10/04/2024	DCO APPLICATION



**Purpose Of Issue**  
 DCO APPLICATION

**Project Number**  
 60682158

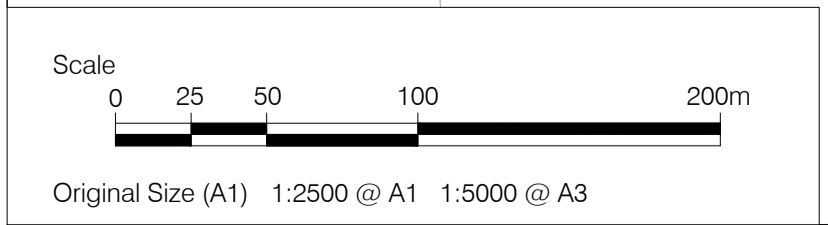
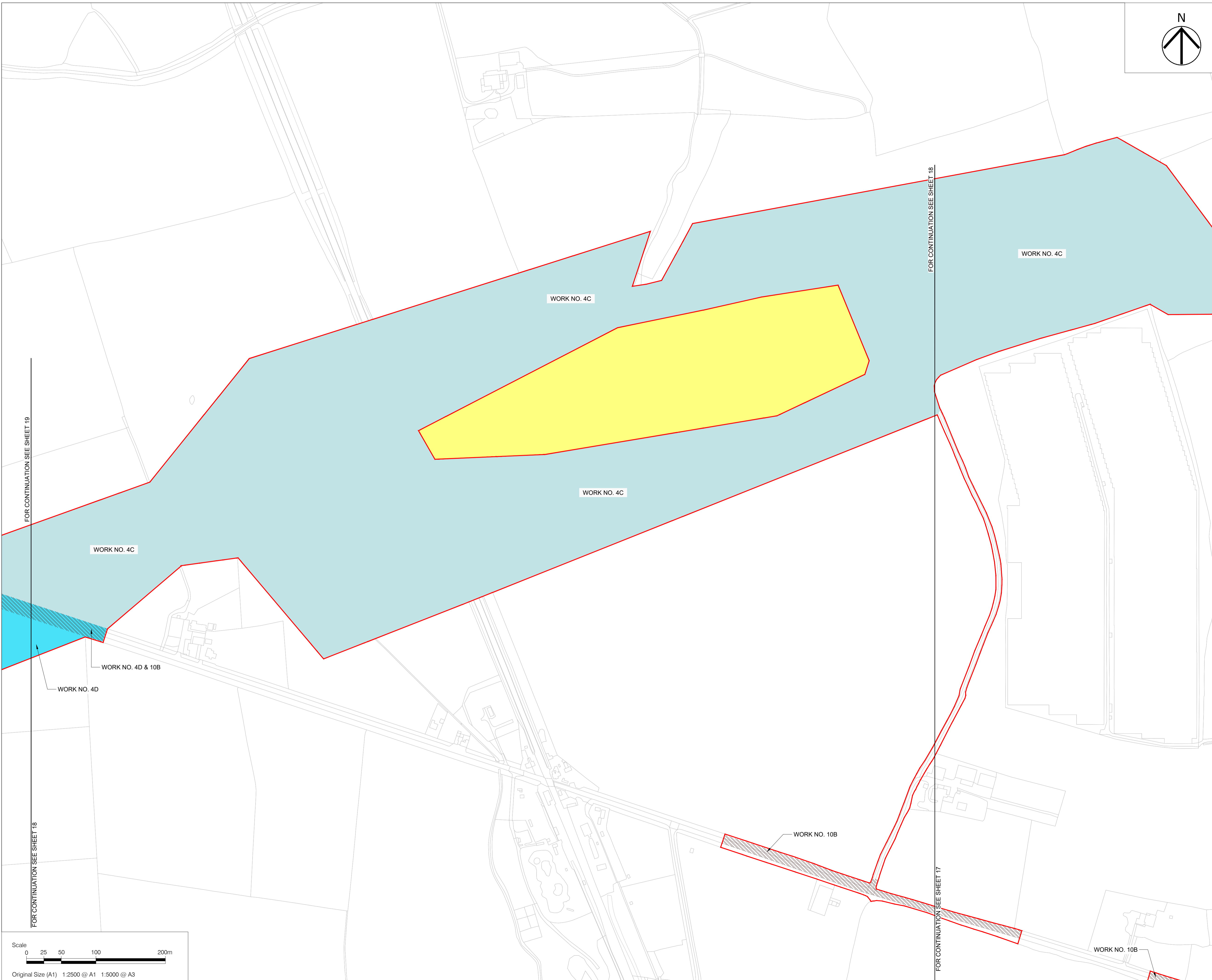
**Sheet Title**  
 Work Plans - Sheet 18 of 24

**Reference Number**  
 EN010142/APP/2.3

**Legislation Reference**  
 APFP 2009 Regulation 5(2)(j)


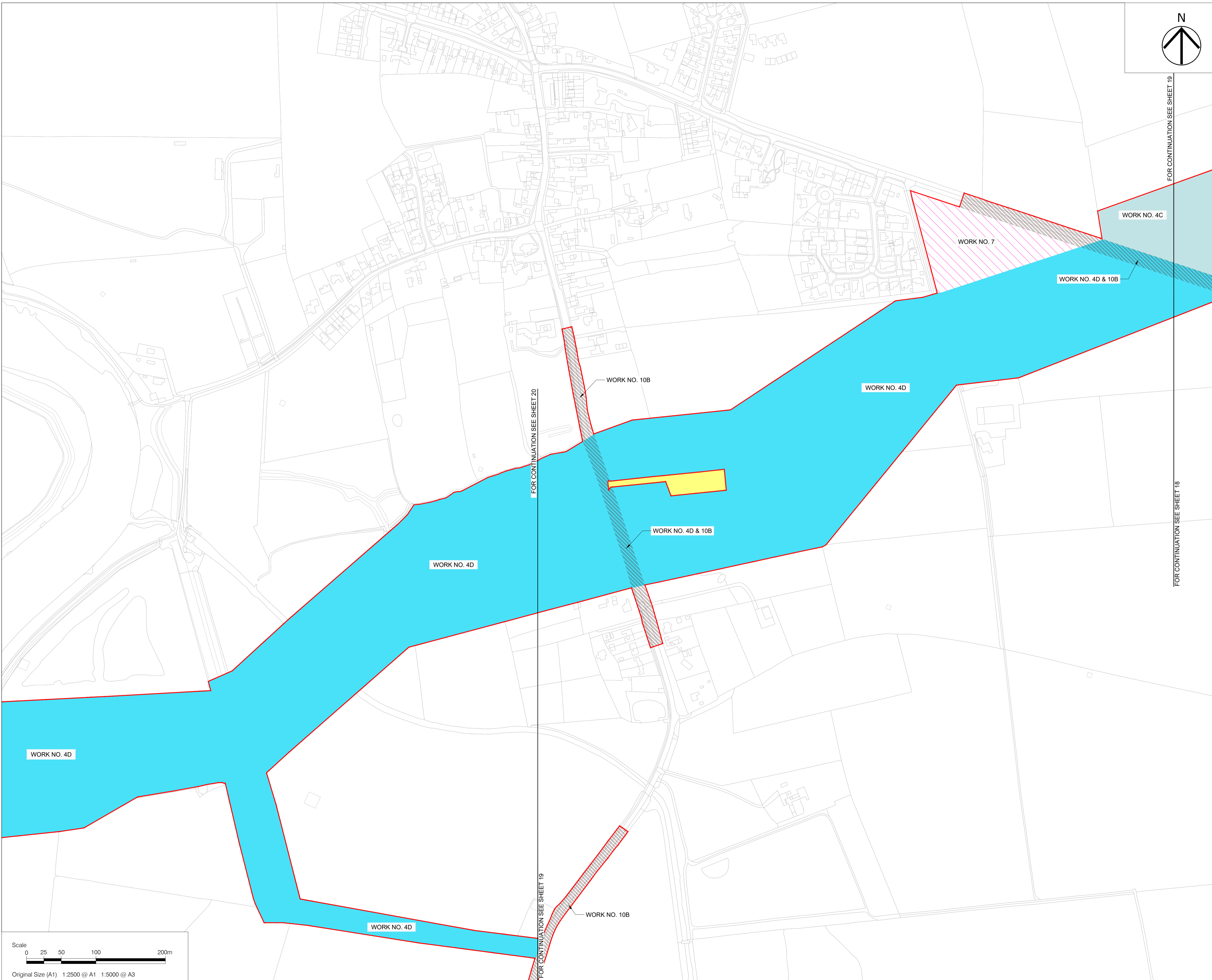
**Drawing Number**  
 60682158-ACM-XX-00-DR-CE-2318

**Scale:** As shown @ A1 **Rev:** 02



This drawing has been prepared for the use of AECOM's client. It may not be used, modified, reproduced or relied upon by third parties, except as agreed by AECOM or as required by law. AECOM accepts no responsibility, and denies any liability, whatsoever, to any party that uses or relies on this drawing without AECOM's express written consent. Do not scale this document. All measurements must be obtained from the stated dimensions.





FOR CONTINUATION SEE SHEET 19  
 FOR CONTINUATION SEE SHEET 18

**AECOM**

**Project**  
**TILLBRIDGE SOLAR PROJECT**

**Client**  
**TILLBRIDGE SOLAR LIMITED**

**Consultant**  
**AECOM Limited**  
 The Colmore Building  
 20 Colmore Circus  
 Birmingham, B4 6AT  
 United Kingdom  
 Tel +44 (0)7917 983139  
 www.aecom.com

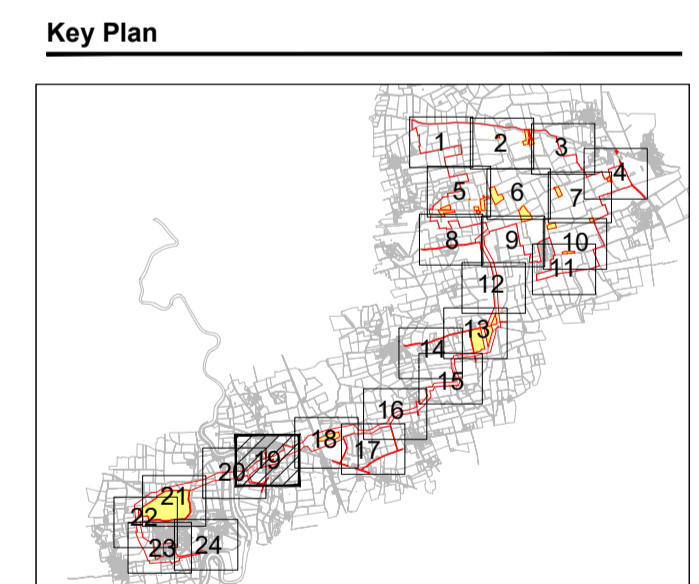
- Notes**
1. ALL DIMENSIONS IN METERS UNLESS STATED OTHERWISE.
  2. DO NOT SCALE FROM THIS DRAWING USE ONLY PRINTED DIMENSIONS.
  3. THESE WORKS PLANS SHOW THE LIMITS OF DEVIATION FOR THE NUMBERED WORKS COMPRISED IN THE AUTHORISED DEVELOPMENT, WHICH ARE DESCRIBED IN SCHEDULE 1 (AUTHORISED DEVELOPMENT) TO THE DRAFT DEVELOPMENT CONSENT ORDER. THE WORKS PLANS SHOULD BE READ IN CONJUNCTION WITH THE DRAFT DEVELOPMENT CONSENT ORDER AND OTHER PLANS AND DOCUMENTS TO BE CERTIFIED BY IT, IN PARTICULAR THE OUTLINE DESIGN PRINCIPLES AND THE FRAMEWORK LANDSCAPE AND ECOLOGICAL MANAGEMENT PLAN.

**KEY**

	ORDER LIMITS
	LAND NOT INCLUDED IN ORDER LIMITS
	WORK NO. 4C
	WORK NO. 4D
	WORK NO. 7
	WORK NO. 10B

**ISSUE/REVISION**

I/R	DATE	DESCRIPTION
02	07/10/2024	DCO APPLICATION
01	30/07/2024	DCO APPLICATION
00	10/04/2024	DCO APPLICATION



**Purpose Of Issue**  
 DCO APPLICATION

**Project Number**  
 60682158

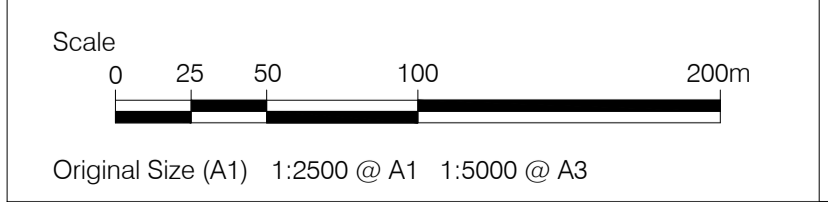
**Sheet Title**  
 Work Plans - Sheet 19 of 24

**Reference Number**  
 EN010142/APP/2.3

**Legislation Reference**  
 APFP 2009 Regulation 5(2)(j)

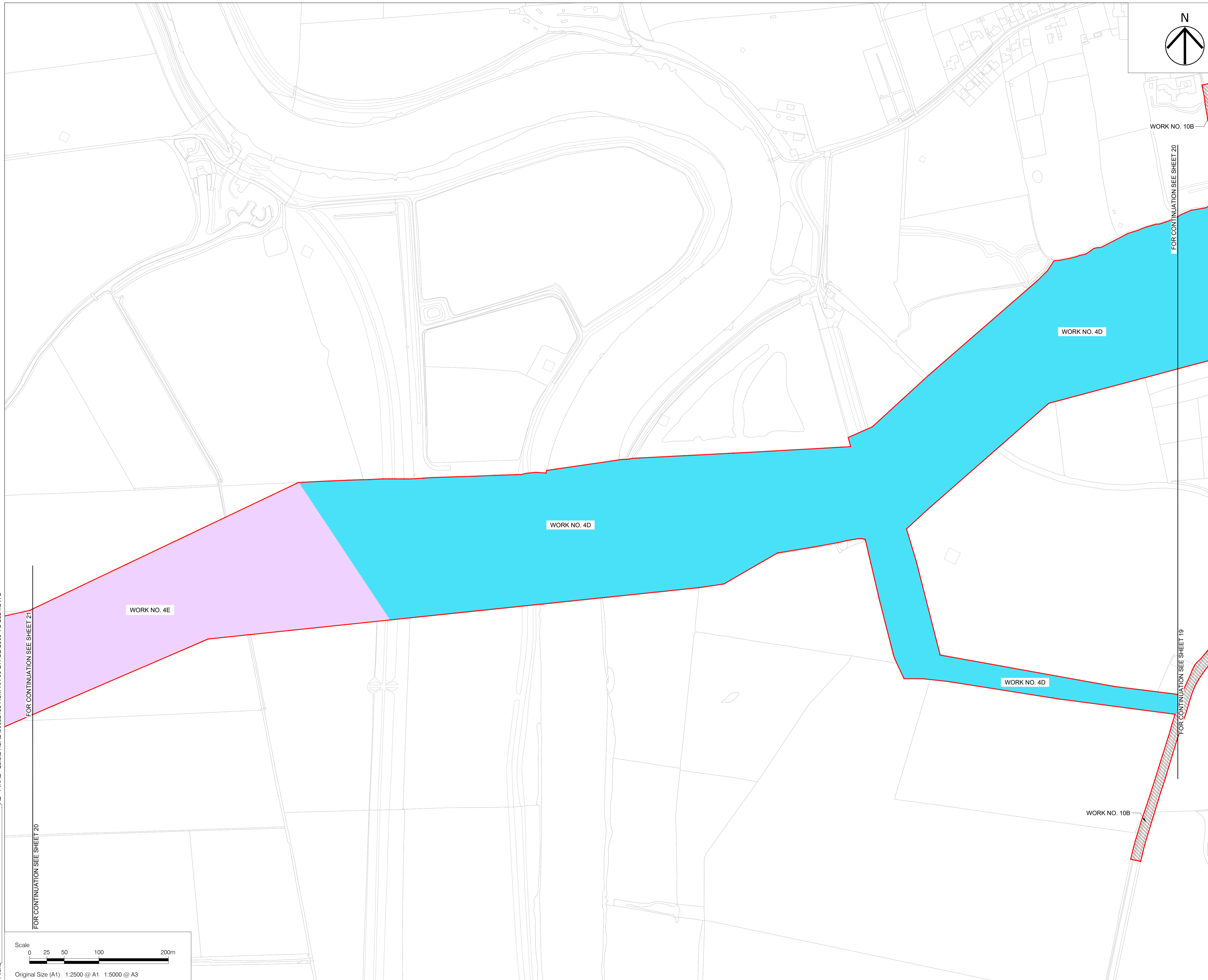
**Drawing Number**  
 60682158-ACM-XX-00-DR-CE-2319

**Scale:** As shown @ A1 **Rev:** 02



This drawing has been prepared for the use of AECOM's client. It may not be used, modified, reproduced or relied upon by third parties, except as agreed by AECOM or as required by law. AECOM accepts no responsibility, and denies any liability, whatsoever, to any party that uses or relies on this drawing without AECOM's express written consent. Do not scale this document. All measurements must be obtained from the stated dimensions.





**Project**  
**TILLBRIDGE SOLAR PROJECT**

**Client**  
**TILLBRIDGE SOLAR LIMITED**

**Consultant**  
**AECOM Limited**  
 The Colmore Building  
 20 Colmore Circus  
 Birmingham, B4 6AT  
 United Kingdom  
 Tel +44 (0)7917 983139  
 www.aecom.com

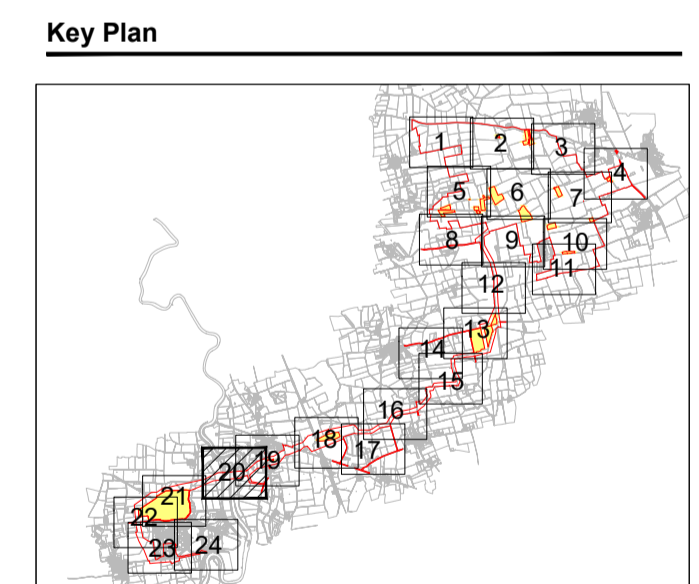
- Notes**
1. ALL DIMENSIONS IN METERS UNLESS STATED OTHERWISE.
  2. DO NOT SCALE FROM THIS DRAWING USE ONLY PRINTED DIMENSIONS.
  3. THESE WORKS PLANS SHOW THE LIMITS OF DEVIATION FOR THE NUMBERED WORKS COMPRISED IN THE AUTHORISED DEVELOPMENT, WHICH ARE DESCRIBED IN SCHEDULE 1 (AUTHORISED DEVELOPMENT) TO THE DRAFT DEVELOPMENT CONSENT ORDER. THE WORKS PLANS SHOULD BE READ IN CONJUNCTION WITH THE DRAFT DEVELOPMENT CONSENT ORDER AND OTHER PLANS AND DOCUMENTS TO BE CERTIFIED BY IT, IN PARTICULAR THE OUTLINE DESIGN PRINCIPLES AND THE FRAMEWORK LANDSCAPE AND ECOLOGICAL MANAGEMENT PLAN.

**KEY**

	ORDER LIMITS
	WORK NO. 4D
	WORK NO. 4E
	WORK NO. 10B

**ISSUE/REVISION**

I/R	DATE	DESCRIPTION
02	07/10/2024	DCO APPLICATION
01	30/07/2024	DCO APPLICATION
00	10/04/2024	DCO APPLICATION



**Purpose Of Issue**  
 DCO APPLICATION

**Project Number**  
 60682158

**Sheet Title**  
 Work Plans - Sheet 20 of 24

**Reference Number**  
 EN010142/APP/2.3


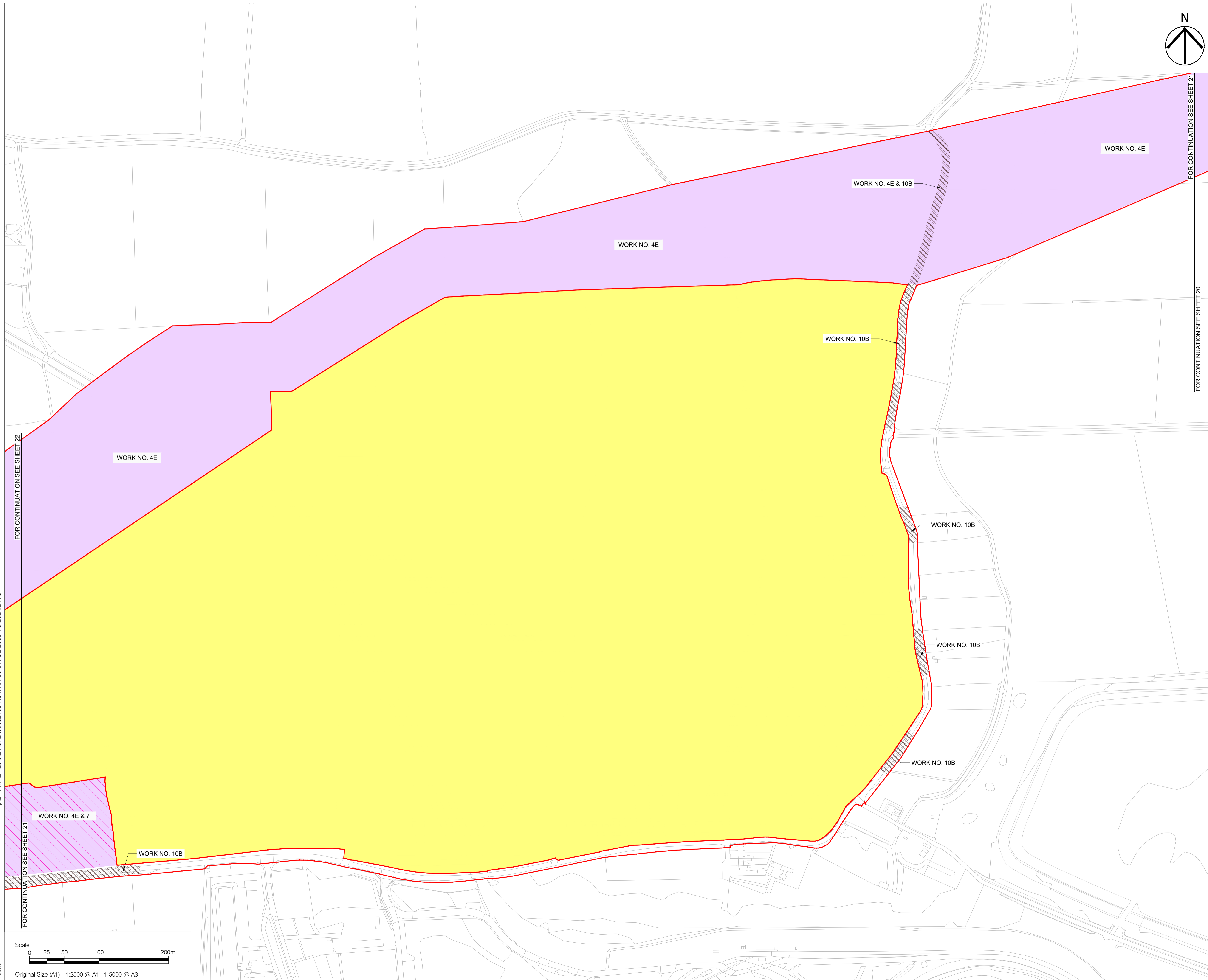
**Legislation Reference**  
 APFP 2009 Regulation 5(2)(j)

**Drawing Number**  
 60682158-ACM-XX-00-DR-CE-2320

**Scale:** As shown @ A1 **Rev:** 02

This drawing has been prepared for the use of AECOM's client. It may not be used, modified, reproduced or relied upon by third parties, except as agreed by AECOM or as required by law. AECOM accepts no responsibility, and denies any liability, whatsoever, to any party that uses or relies on this drawing without AECOM's express written consent. Do not scale this document. All measurements must be obtained from the stated dimensions.





**Project**  
**TILLBRIDGE SOLAR PROJECT**

**Client**  
**TILLBRIDGE SOLAR LIMITED**

**Consultant**  
**AECOM Limited**  
 The Colmore Building  
 20 Colmore Circus  
 Birmingham, B4 6AT  
 United Kingdom  
 Tel +44 (0)7917 983139  
 www.aecom.com

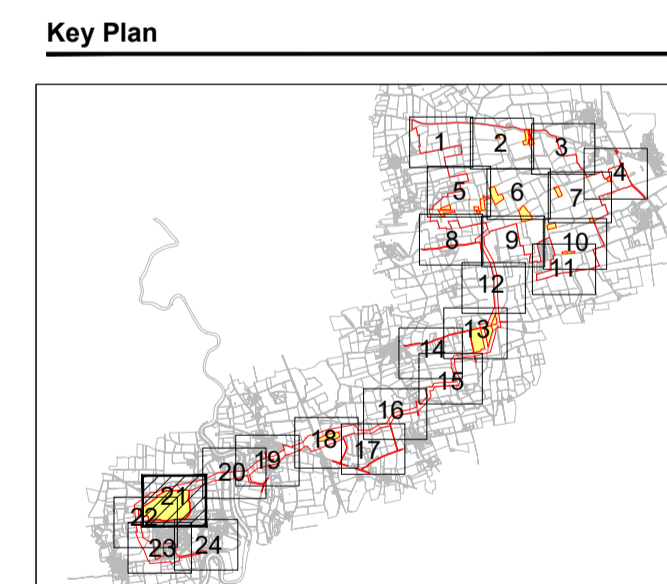
- Notes**
1. ALL DIMENSIONS IN METERS UNLESS STATED OTHERWISE.
  2. DO NOT SCALE FROM THIS DRAWING USE ONLY PRINTED DIMENSIONS.
  3. THESE WORKS PLANS SHOW THE LIMITS OF DEVIATION FOR THE NUMBERED WORKS COMPRISED IN THE AUTHORISED DEVELOPMENT, WHICH ARE DESCRIBED IN SCHEDULE 1 (AUTHORISED DEVELOPMENT) TO THE DRAFT DEVELOPMENT CONSENT ORDER. THE WORKS PLANS SHOULD BE READ IN CONJUNCTION WITH THE DRAFT DEVELOPMENT CONSENT ORDER AND OTHER PLANS AND DOCUMENTS TO BE CERTIFIED BY IT, IN PARTICULAR THE OUTLINE DESIGN PRINCIPLES AND THE FRAMEWORK LANDSCAPE AND ECOLOGICAL MANAGEMENT PLAN.

**KEY**

	ORDER LIMITS
	WORK NO. 4E
	WORK NO. 7
	WORK NO. 10B

**ISSUE/REVISION**

I/R	DATE	DESCRIPTION
02	07/10/2024	DCO APPLICATION
01	30/07/2024	DCO APPLICATION
00	10/04/2024	DCO APPLICATION



**Purpose Of Issue**  
 DCO APPLICATION

**Project Number**  
 60682158

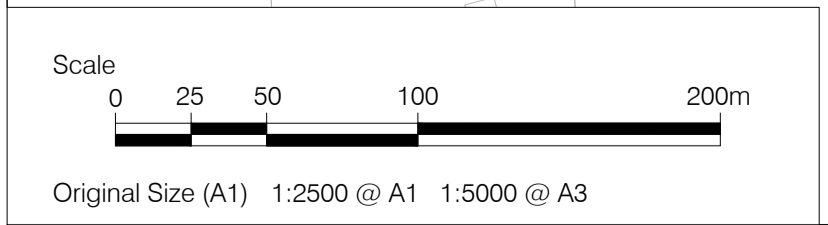
**Sheet Title**  
 Work Plans - Sheet 21 of 24

**Reference Number**  
 EN010142/APP/2.3

**Legislation Reference**  
 APFP 2009 Regulation 5(2)(j)


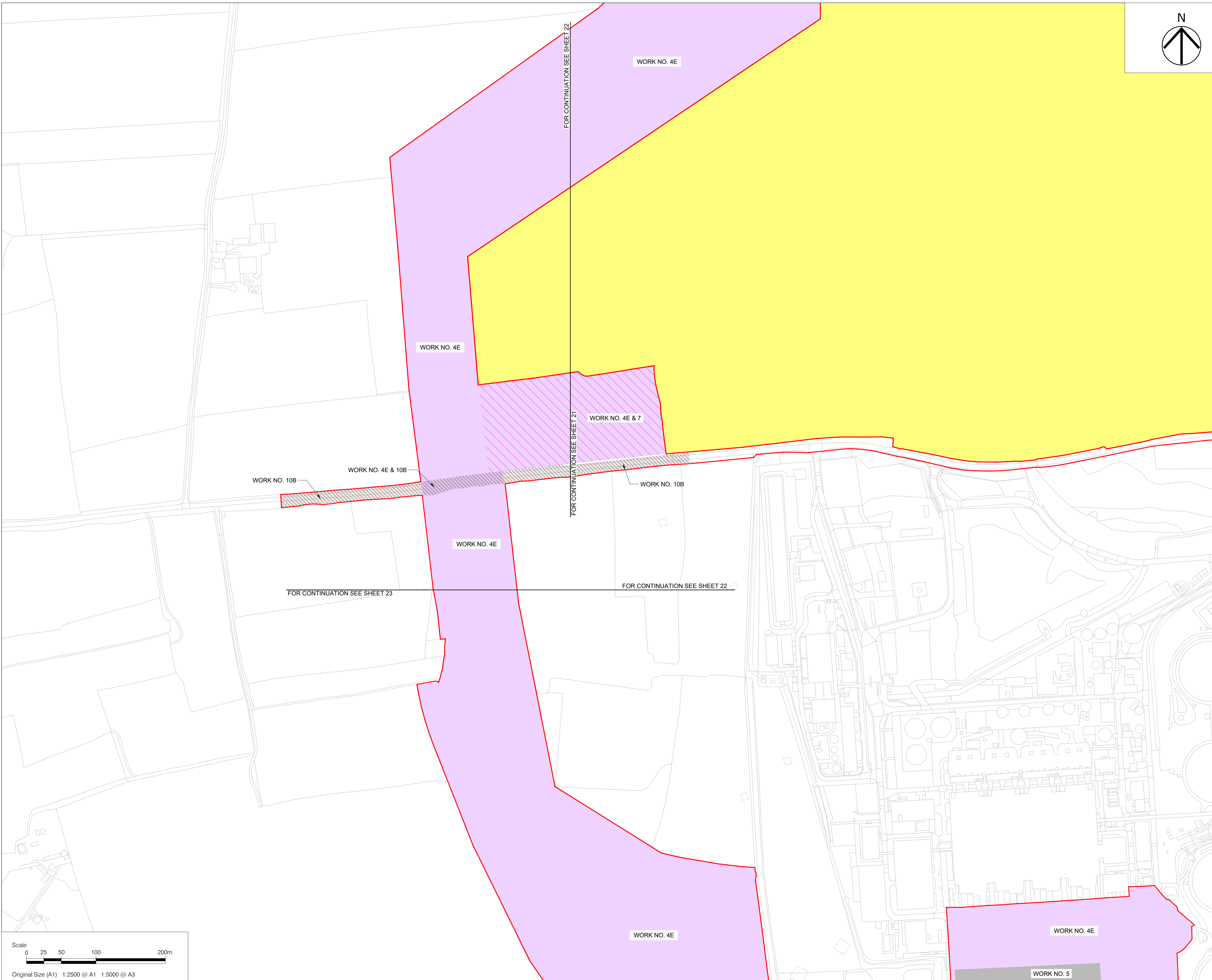
**Drawing Number**  
 60682158-ACM-XX-00-DR-CE-2321

**Scale:** As shown @ A1 **Rev:** 02



This drawing has been prepared for the use of AECOM's client. It may not be used, modified, reproduced or relied upon by third parties, except as agreed by AECOM or as required by law. AECOM accepts no responsibility, and denies any liability, whatsoever, to any party that uses or relies on this drawing without AECOM's express written consent. Do not scale this document. All measurements must be obtained from the stated dimensions.





**Project**  
**TILLBRIDGE SOLAR PROJECT**

**Client**  
**TILLBRIDGE SOLAR LIMITED**

**Consultant**  
**AECOM Limited**  
 The Colmore Building  
 20 Colmore Circus  
 Birmingham, B4 6AT  
 United Kingdom  
 Tel +44 (0)7917 983139  
 www.aecom.com

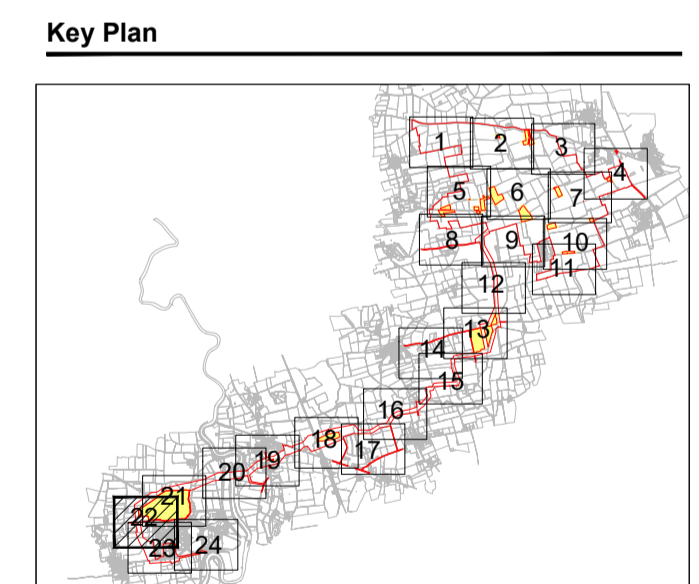
- Notes**
1. ALL DIMENSIONS IN METERS UNLESS STATED OTHERWISE.
  2. DO NOT SCALE FROM THIS DRAWING USE ONLY PRINTED DIMENSIONS.
  3. THESE WORKS PLANS SHOW THE LIMITS OF DEVIATION FOR THE NUMBERED WORKS COMPRISED IN THE AUTHORISED DEVELOPMENT, WHICH ARE DESCRIBED IN SCHEDULE 1 (AUTHORISED DEVELOPMENT) TO THE DRAFT DEVELOPMENT CONSENT ORDER. THE WORKS PLANS SHOULD BE READ IN CONJUNCTION WITH THE DRAFT DEVELOPMENT CONSENT ORDER AND OTHER PLANS AND DOCUMENTS TO BE CERTIFIED BY IT, IN PARTICULAR THE OUTLINE DESIGN PRINCIPLES AND THE FRAMEWORK LANDSCAPE AND ECOLOGICAL MANAGEMENT PLAN.

**KEY**

	ORDER LIMITS
	WORK NO. 4E
	WORK NO. 5
	WORK NO. 7
	WORK NO. 10B

**ISSUE/REVISION**

I/R	DATE	DESCRIPTION
02	07/10/2024	DCO APPLICATION
01	30/07/2024	DCO APPLICATION
00	10/04/2024	DCO APPLICATION



**Purpose Of Issue**  
 DCO APPLICATION

**Project Number**  
 60682158

**Sheet Title**  
 Work Plans - Sheet 22 of 24

**Reference Number**  
 EN010142/APP/2.3


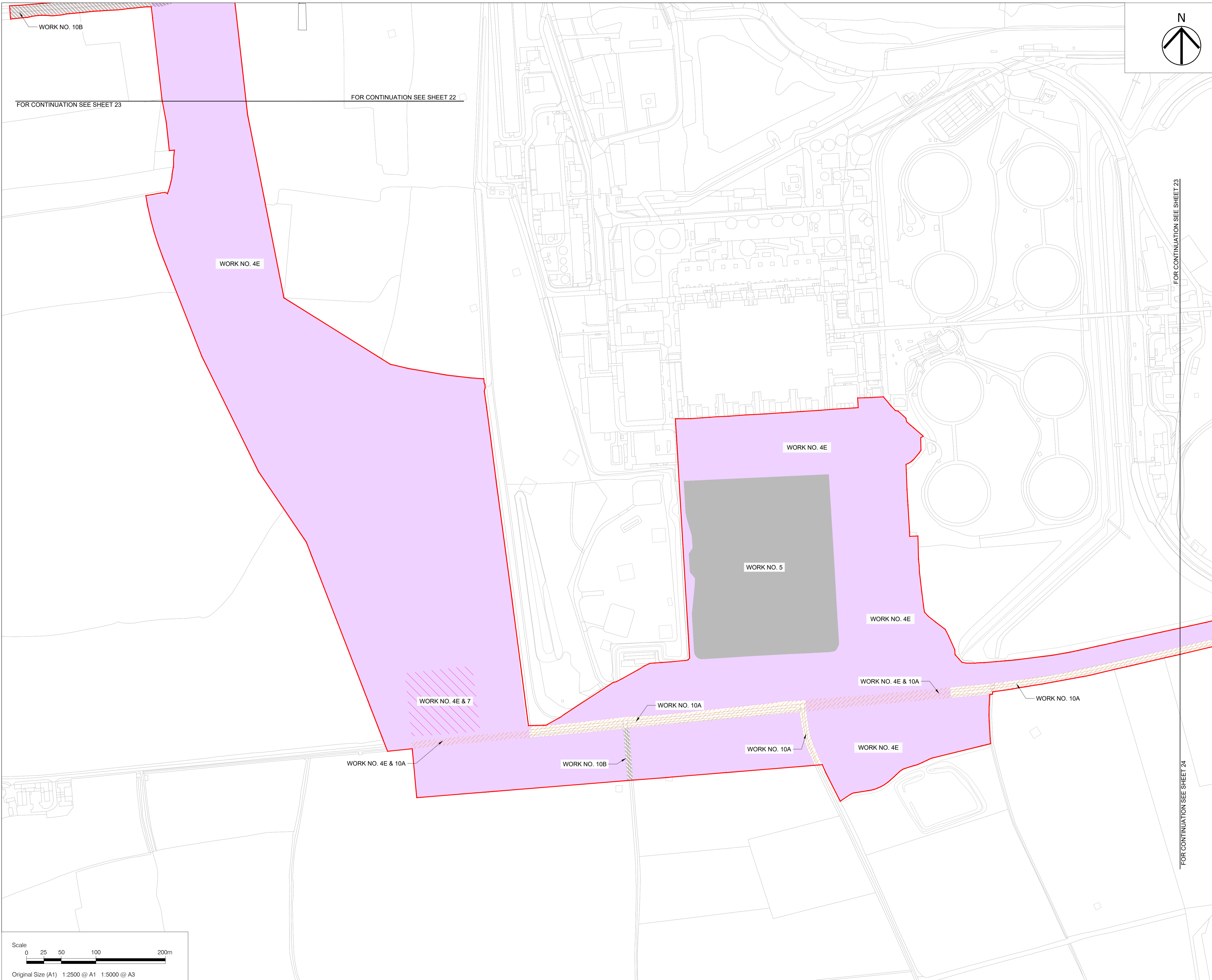
**Legislation Reference**  
 APFP 2009 Regulation 5(2)(j)

**Drawing Number**  
 60682158-ACM-XX-00-DR-CE-2322

**Scale:** As shown @ A1 **Rev:** 02

This drawing has been prepared for the use of AECOM's client. It may not be used, modified, reproduced or relied upon by third parties, except as agreed by AECOM or as required by law. AECOM accepts no responsibility, and denies any liability, whatsoever, to any party that uses or relies on this drawing without AECOM's express written consent. Do not scale this document. All measurements must be obtained from the stated dimensions.





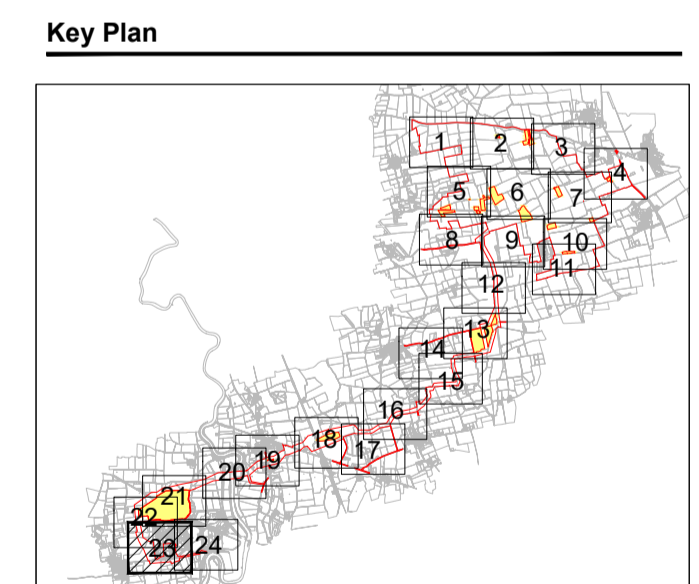
- Notes**
1. ALL DIMENSIONS IN METERS UNLESS STATED OTHERWISE.
  2. DO NOT SCALE FROM THIS DRAWING USE ONLY PRINTED DIMENSIONS.
  3. THESE WORKS PLANS SHOW THE LIMITS OF DEVIATION FOR THE NUMBERED WORKS COMPRISED IN THE AUTHORISED DEVELOPMENT, WHICH ARE DESCRIBED IN SCHEDULE 1 (AUTHORISED DEVELOPMENT) TO THE DRAFT DEVELOPMENT CONSENT ORDER. THE WORKS PLANS SHOULD BE READ IN CONJUNCTION WITH THE DRAFT DEVELOPMENT CONSENT ORDER AND OTHER PLANS AND DOCUMENTS TO BE CERTIFIED BY IT, IN PARTICULAR THE OUTLINE DESIGN PRINCIPLES AND THE FRAMEWORK LANDSCAPE AND ECOLOGICAL MANAGEMENT PLAN.

**KEY**

	ORDER LIMITS
	WORK NO. 4E
	WORK NO. 5
	WORK NO. 7
	WORK NO. 10A
	WORK NO. 10B

**ISSUE/REVISION**

I/R	DATE	DESCRIPTION
02	07/10/2024	DCO APPLICATION
01	30/07/2024	DCO APPLICATION
00	10/04/2024	DCO APPLICATION



**Purpose Of Issue**  
 DCO APPLICATION

**Project Number**  
 60682158

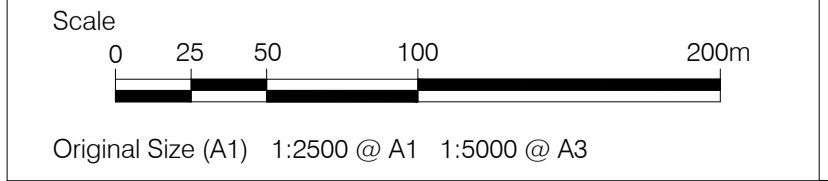
**Sheet Title**  
 Work Plans - Sheet 23 of 24

**Reference Number**  
 EN010142/APP/2.3

**Legislation Reference**  
 APFP 2009 Regulation 5(2)(j)


**Drawing Number**  
 60682158-ACM-XX-00-DR-CE-2323

Scale: As shown @ A1 Rev: 02



This drawing has been prepared for the use of AECOM's client. It may not be used, modified, reproduced or relied upon by third parties, except as agreed by AECOM or as required by law. AECOM accepts no responsibility, and denies any liability, whatsoever, to any party that uses or relies on this drawing without AECOM's express written consent. Do not scale this document. All measurements must be obtained from the stated dimensions.





**Project**  
TILLBRIDGE SOLAR PROJECT

**Client**  
TILLBRIDGE SOLAR LIMITED

**Consultant**  
AECOM Limited  
The Colmore Building  
20 Colmore Circus  
Birmingham, B4 6AT  
United Kingdom  
Tel +44 (0)7917 983139  
www.aecom.com

**Notes**

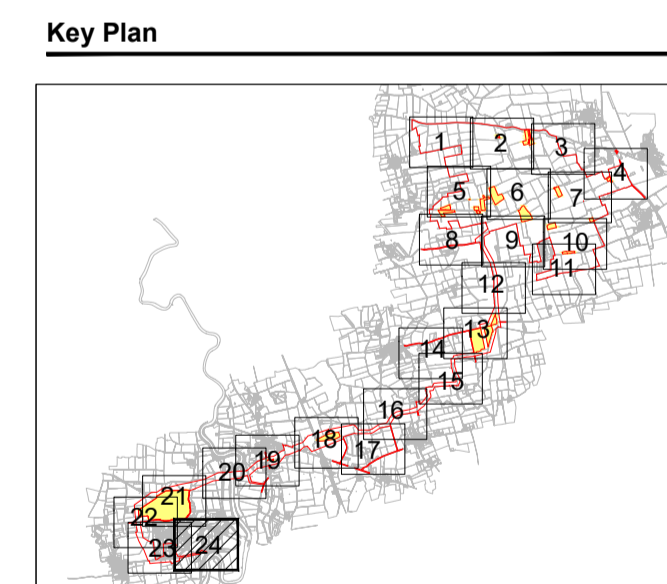
1. ALL DIMENSIONS IN METERS UNLESS STATED OTHERWISE.
2. DO NOT SCALE FROM THIS DRAWING USE ONLY PRINTED DIMENSIONS.
3. THESE WORKS PLANS SHOW THE LIMITS OF DEVIATION FOR THE NUMBERED WORKS COMPRISED IN THE AUTHORISED DEVELOPMENT, WHICH ARE DESCRIBED IN SCHEDULE 1 (AUTHORISED DEVELOPMENT) TO THE DRAFT DEVELOPMENT CONSENT ORDER. THE WORKS PLANS SHOULD BE READ IN CONJUNCTION WITH THE DRAFT DEVELOPMENT CONSENT ORDER AND OTHER PLANS AND DOCUMENTS TO BE CERTIFIED BY IT, IN PARTICULAR THE OUTLINE DESIGN PRINCIPLES AND THE FRAMEWORK LANDSCAPE AND ECOLOGICAL MANAGEMENT PLAN.

**KEY**

	ORDER LIMITS
	WORK NO. 4E
	WORK NO. 10A

**ISSUE/REVISION**

I/R	DATE	DESCRIPTION
02	07/10/2024	DCO APPLICATION
01	30/07/2024	DCO APPLICATION
00	10/04/2024	DCO APPLICATION



**Purpose Of Issue**  
DCO APPLICATION

**Project Number**  
60682158

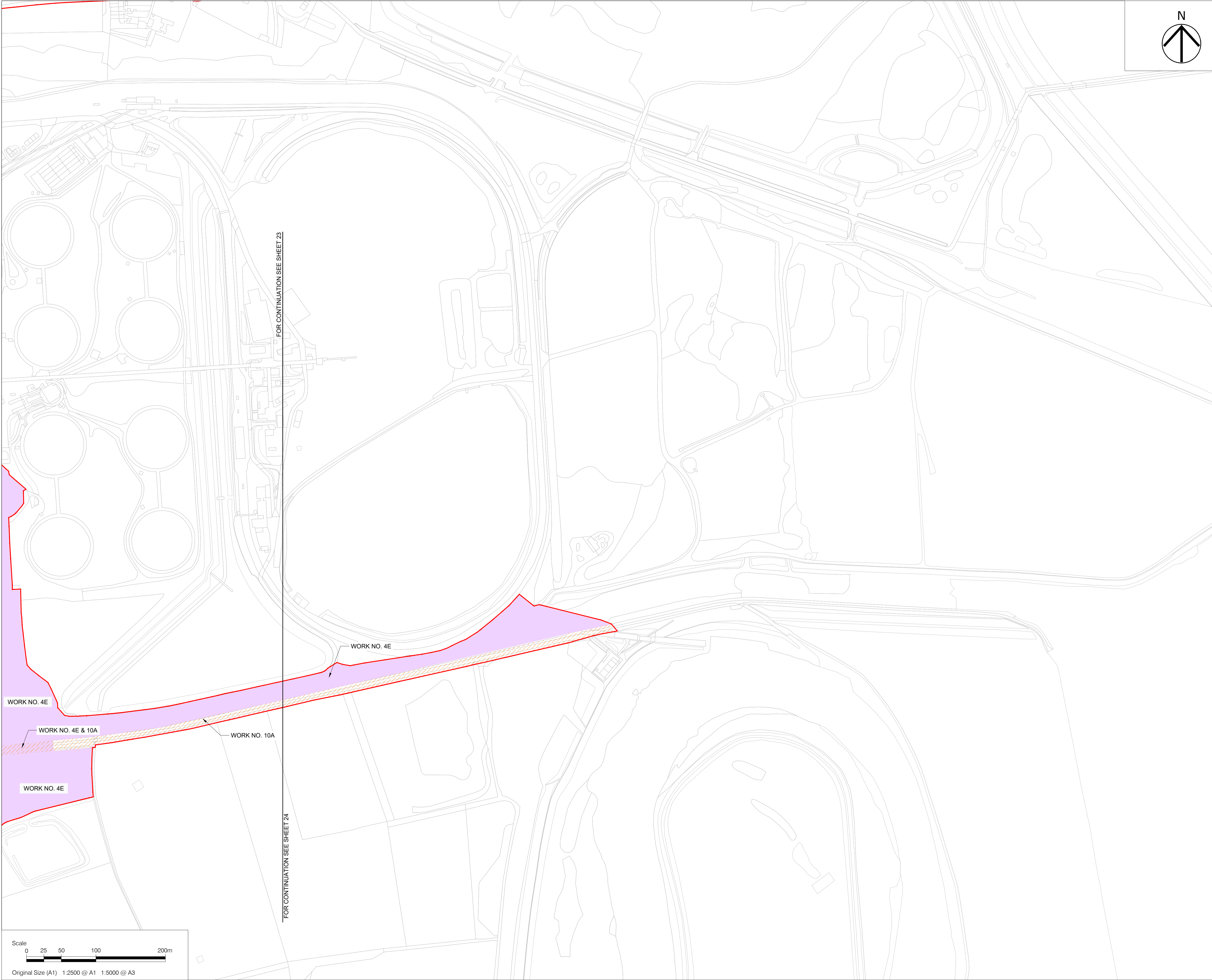
**Sheet Title**  
Work Plans - Sheet 24 of 24

**Reference Number**  
EN010142/APP/2.3

**Legislation Reference**  
APFP 2009 Regulation 5(2)(j)

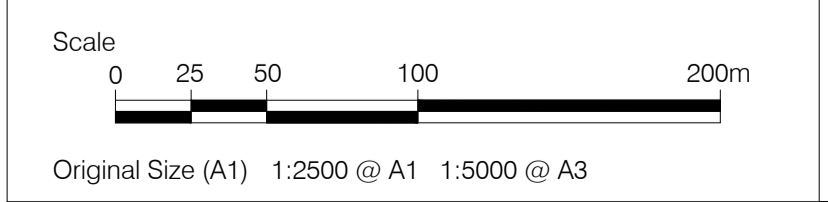
**Drawing Number**  
60682158-ACM-XX-00-DR-CE-2324

**Scale:** As shown @ A1 **Rev:** 02



FOR CONTINUATION SEE SHEET 23

FOR CONTINUATION SEE SHEET 24



This drawing has been prepared for the use of AECOM's client. It may not be used, modified, reproduced or relied upon by third parties, except as agreed by AECOM or as required by law. AECOM accepts no responsibility, and denies any liability, whatsoever, to any party that uses or relies on this drawing without AECOM's express written consent. Do not scale this document. All measurements must be obtained from the stated dimensions.